



Consumer Products Catalog



The Intelligent Use of Water.™



Preserving beauty while
conserving water.

That's intelligent.

At Rain Bird, we believe it is our responsibility to develop products and technologies that use water efficiently. Our commitment also extends to education, training and services for our industry and our communities.

Through innovative product development, Rain Bird is helping sustain healthier landscapes and a healthier planet. A lush lawn or colorful garden can also be highly water-efficient. Every Rain Bird

product is a testament to that truth.

From water-saving nozzles, sprays and Smart Control Technology, Rain Bird products make the most of every drop, delivering superior results with less water. Keeping the world and your backyard beautiful. That's The Intelligent Use of Water.™

The need to conserve water has never been greater. We want to do even more, and with your help, we can.



► The first name in sprinklers

It started back in 1933, when Rain Bird patented the first impact sprinkler, forever changing the way we water. Our world has been greener ever since.

Over the years, Rain Bird has been awarded hundreds of patents for products that are found across the globe. In fact, we're the world's largest manufacturer of irrigation products, employing thousands of people in our factories, distribution centers and offices in more than 20 nations.

► Trust and Credibility

With twice the brand awareness over our closest competitor, Rain Bird offers the contractor, designer, home owner and retailer a level of trust and credibility like no other brand.

There's value in knowing the company you grew up with is still here and better than ever.



► Technical support when you need it


Irrigation simplified: Our customer support service for the professional and the do-it-yourselfer is there when you need it — before, during and after installation. With our daytime toll-free Technical Service or Design Service Hotline numbers, and our always-available Rain Bird Website, immediate access to expert advice and solutions is yours for virtually any irrigation challenge.

Our Sprinkler System Design Service is available to anyone needing expert design service 1-800-426-7782.



► How to Order

This catalog includes product features, specifications and characteristics of the consumer product line. If you would like to order products that are listed in this catalog please call 1-800-RAIN BIRD.





Automatic Underground Irrigation Systems

Convenient and cost effective solutions to water precisely and consistently improving the health, and look of any landscape while conserving water.

- ▶ Once a watering schedule is set, the landscape is watered whether or not you are at home
- ▶ A consistent watering schedule results in healthier plants and greener more uniform lawns
- ▶ Irrigation systems make it easy to comply with local water conservation ordinances
- ▶ Water only where, when and how long you set, helping reduce water waste and saving money
- ▶ The money saved will offset the cost of the system overtime

Irrigation Systems Components



Pop-Up Spray Heads

- Use to water small lawn or shrub areas
- Available with or without nozzles
- Many different patterns to choose from



Rotors

- Use to water medium to large lawn and shrub areas
- Closed case design helps keep out dirt and debris
- Fixed or adjustable arc models are available



Impact Rotors

- Use to water large lawn and shrub areas
- Ideal for reclaimed water or heavy mineral conditions
- Adjustable arc capability



Automatic Valves

- Use to turn the water on and off to the sprinklers of each zone
- In-Line or Anti-siphon models are available, choose the type required by your local codes



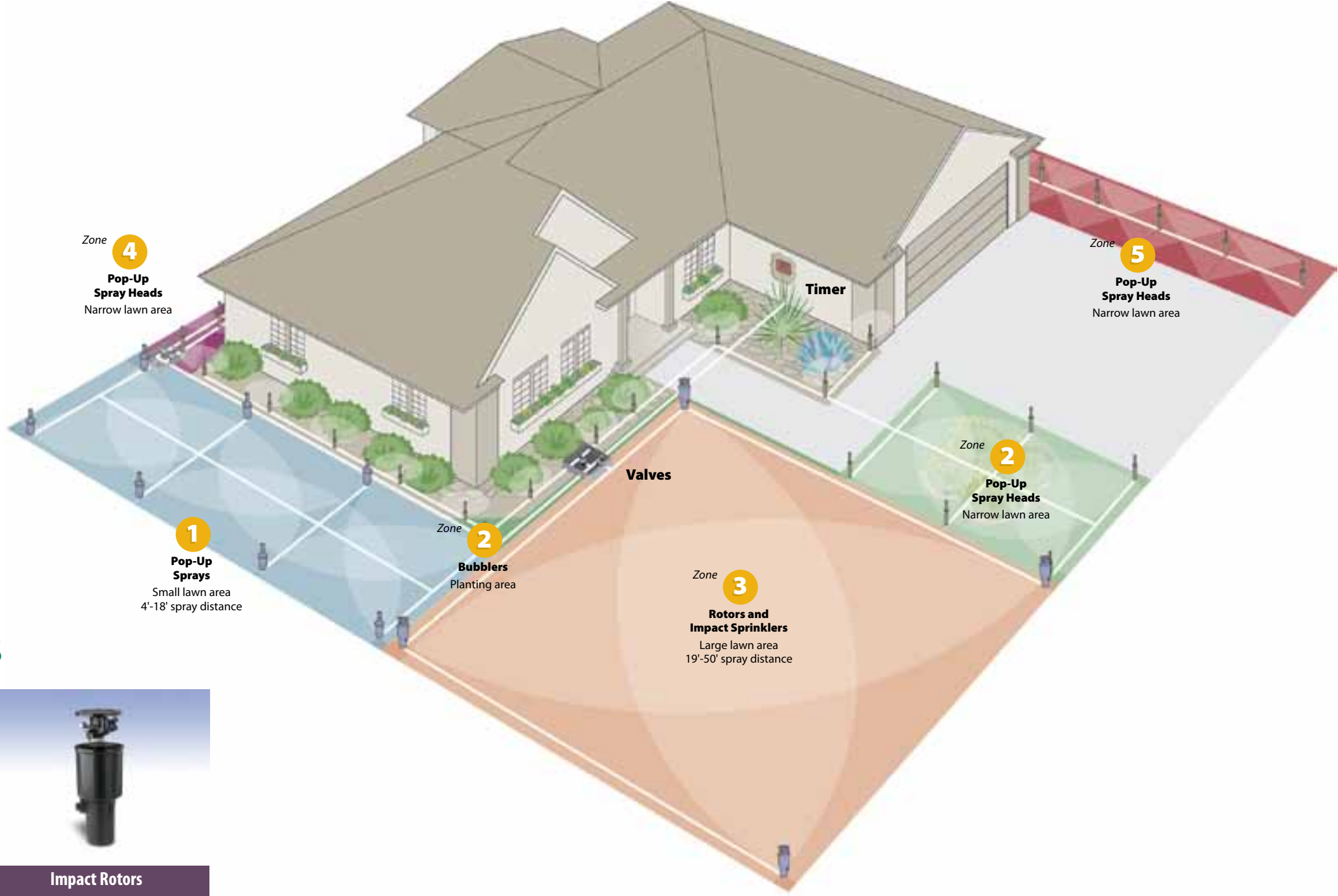
Timers

- Use to control when, and how long to water
- Timer models are available to control from 4-12 valves



Tools & Accessories

- Optimize system performance
- Simplify maintenance and installation



System Overview In-Ground Sprinkler Installation

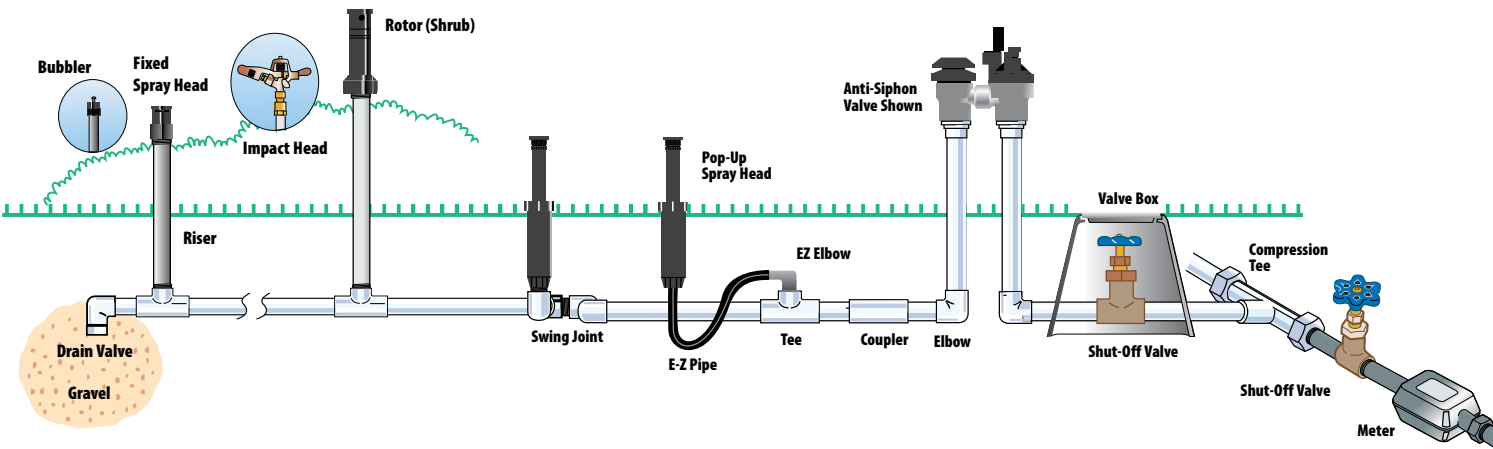


Table of Contents

Pages 8-17: Pop-Up Spray Heads

- 9, 1800 Series
- 10, Sure-Pop™ 600 and Dual Spray™ 1200 Series
- 11, Rotary Spray Heads
- 12-14, Spray Head Nozzles
- 15-16, Pop-Up Spray Head and Nozzle Selection Guide
- 17, Spray Head Nozzle Performance

Pages 18-23: Rotors

- 19, Rotor Nozzle Sets
- 20-21, Rotors
- 22-23, Rotor Selection Guide, Rotor Performance

Pages 24-29: Impacts

- 25, Impact Rotors
- 26, Brass Impact Rotors
- 27, Polymer Impact Rotors
- 28, Impact Rotor Selection Guide
- 29, Impact Performance

Pages 30-34: Valves

- 31, In-Line Valves
- 32-33, Anti-Siphon Valves
- 34, Valve Selection Guide

Pages 35-37: Lawn & Garden Products

- 36, Impact Sprinklers
- 37, Lawn & Garden Kits

Pages 38-39: Timers

- 39, Timers, Timer Selection Guide

Pages 40-44: Tools & Accessories

- 41, Tools
- 42-43, Accessories
- 44, Replacement & Repair

Pages 45-51: Drip Irrigation

- 48, Tubing
- 49-50, 1/2" Fittings
- 51, 1/4" Fittings
- 52-53, Emission Devices and Manifolds
- 54-55, Filters & Adapters and Tools
- 56-59, Kits
- 60-61, Drip Selection Guide

Pages 62-65: POP Merchandising Support

Page 66: Sprinkler System Design Service

Product Usage

Sprinklers:	Spray Heads				Rotors			Impact Rotors				
	1800 Series	1200 Series	600 Series	125A - 225A Series	325A	425A+	525A	LG	AGS	25-170A-C	PSR - PSR+	
Primary Applications												
Lawn Areas 6' to 15'	•	•	•									
Lawn Areas 15' to 40'					•							
Lawn Areas 30' to 40'						•	•	•	•	•	•	
Lawn Areas 40' to 45'							•		•			
Lawn Areas 45' to 50'							•					
Slopes	•		•		• (Shrub)		•		•	•	•	
Ground Cover/Shrubs	•	•	•		•		•			•	•	
Low Pressure Systems	•	•	•		•			•	•			
High Wind Areas	•	•				•	•	•	•	•	•	
Dirty Water								•	•	•	•	
Sandy Soil					•	•	•					
For Use With Riser					• (Shrub)					•	•	

Valves:	Anti-Siphon		In-Line	
	DAS-ASVF	JTV AS / ASF	CP / CPF	JTV CP / CPF
Primary Applications				
For Above Ground Built-In Back Flow Prevention	•	•		
For in Ground Installation With-out Back Flow Prevention		•	•	
Flow Control	•	•	•	•
Drip Applications	•	•	•	•

Timers					
	SST-400i	SST-600i	SST-900i	SST-600o	SST-1200o
Primary Applications					
4 Stations	•				
6 Stations		•		•	
9 Stations			•		
12 Stations					•
Water Budgeting	•	•	•	•	•
Drip Compatible	•	•	•	•	•
Pump Control Relay	•	•	•	•	•
Master Valve	•	•	•	•	•
Outdoor installation				•	•



1800® Series

Pop-Up Spray Heads

commercial-quality irrigation
for any landscape

Installed in parks and backyards across the globe, Rain Bird's 1800 Series is the #1 commercial-grade irrigation brand in the world. The choice of more professional landscape contractors over any other pop-up sprinkler. Chosen for its reliability, heavy-duty materials and versatility, the 1800 Series offers a broad selection of spray heads for watering shrubs, small lawns and irregularly shaped planting areas. Precision spray heads and nozzles customize your watering system to cover virtually any configuration of lawn or garden - not the sidewalk or driveway! The 1800 Series offers Rain Bird's patented pop-up mechanism for out-of-sight retraction into the lawn when not in operation, full, partial circle coverage and infinite pattern adjustment for optimum head-to-head coverage.

- ▶ Patented pressure-activated co-molded wiper seal prevents wasteful water leakage and assures long life
- ▶ Heavy-duty stainless steel spring assures flush retraction, every time
- ▶ Multiple pop-up heights for maximum design flexibility
- ▶ U.V. resistant plastic reduces fading
- ▶ Operates efficiently at low water pressure
- ▶ 1/2-inch inlet size

1800 Series

professional series

Spray distance from 6 to 15 feet

- 4" pop-up available with full, half, quarter and adjustable pattern nozzles pre-installed
- Directional adjustment feature lets you aim the spray pattern by hand
- Wide range of nozzles for distance of throw and arc pattern
- Available with and without nozzle for customized watering
- Simple, top adjustment screw decreases spray distance
- No tools needed to change nozzles

1802-LN less nozzle

- 2-inch pop-up clearance

1803-LN less nozzle

- 3-inch pop-up clearance

1804-LN less nozzle

- 4-inch pop-up clearance

1802

- 2-inch professional pop-up sprinklers

1804

- 4-inch professional pop-up sprinklers

1806-AP

- 6-inch pop-up sprinkler with adjustable pattern nozzle

1812-AP

- 12-inch pop-up sprinkler with adjustable pattern nozzle



PRESSURE ACTIVATED WIPER SEAL
TO PREVENT LEAKS.

1800 Series





Pop-Up Spray Heads

economical spray heads with Rain Bird® reliability

Rain Bird's line of Pop-Up sprinklers features a complete selection of spray heads for watering shrubs, small lawns and other irregularly shaped planting areas. Where precision watering is key, Pop-Up sprinklers offer head-to-head coverage even in configurations where larger heads produce overspray and waste. The affordable Pop-Up series offers Rain Bird's patented pop-up mechanism for watering and out-of-sight retraction into the lawn when not in operation. A variety of spray nozzles are available, including full circle, part circle end strip, side strip, center strip, square and adjustable patterns.

- ▶ Pop-up mechanism for watering and retraction into lawn when not in operation
- ▶ Patented stem seal keeps debris out, prevents pressure loss from flow-by and ensures pop-up at low water pressure
- ▶ Reliable, low-pressure operation.
- ▶ Small foot print
- ▶ Simple, top adjustment screw allows reduction of watering spray up to 25%
- ▶ 1/2-inch inlet size

Dual Spray™ 1200 Series

2 1/2" and 4" pop-up sprinklers

Spray distance from 8 to 15 feet

- Includes Dual Spray™ nozzles for close-in watering, minimizes dry brown spots around the head for uniform coverage throughout the entire watering area
- Easy to grip and install design
- Stronger spring to retract sprinkler into ground and flush out dirt and debris
- Available in full, half and quarter circle models, for both 2 1/2" and 4" heights

Sure Pop® 600 Series

2 1/2" and 4" pop-up sprinklers

Spray distance from 8 to 15 feet

- 2 1/2" or 4" Pop-up heights are available for different types of grass varieties
- Pre-installed nozzles that water in different patterns including the Infinite arc™ adjustable arc model, the only pop-up that waters from 0°-360° to fit almost any shape of lawn or planting area
- All models include matched precipitation rate (MPR) nozzles allowing sprinklers with various arcs to be mixed within the same zone providing an equal amount of water

Rotary Spray Heads

The Rain Bird Rotary Product line has efficient water distribution through rotating streams that uniformly deliver water at a low precipitation rate, significantly reducing runoff and erosion. With approximately 60% less flow than conventional spray nozzles, Rotary Nozzle Pop-up sprinklers allow more heads per zone, reducing overall system complexity and cost. Multiple, rotating streams uniformly distribute water throughout the entire watering area.

- ▶ Better wind resistance, bigger water droplets, less misting. Stronger streams and lower trajectory makes the rotary nozzle ideal for windy conditions, putting down more water where you need it
- ▶ Set it and forget it. Our fixed arc solution will not drift over time and is available in 3 different patterns and 2 different radius ranges offering you the most flexibility in covering any irrigation area
- ▶ Use with rotors on the same zone. Matched precipitation rate allows you to use rotors along with rotary nozzles, simplifying system installation
- ▶ 33% less run time than competition. Most states are considering a water conservation policy, which limits the number of days and times you can run your irrigation system. By offering 50% higher precipitation rate than other brands, you can assure that all of your zones will be irrigated in time

12SA Series

- 12SA F Rotor
- Full circle pattern

- 12SA H Rotor
- Half circle pattern

4" pop-up sprinklers

Spray distance from 13 to 18 feet

- 12SA Q Rotor
- Quarter circle pattern

22SA Series

- 22SA F Rotor
- Full circle pattern

- 22SA H Rotor
- Half circle pattern

4" pop-up sprinklers

Spray distance from 17 to 24 feet

- 22SA Q Rotor
- Quarter circle pattern

Water Saving \$TM

12SA



22SA





Spray Head Nozzles

assures superior water distribution

A-17 Series shrubbery spray nozzles

- Mounts above ground on a riser tall enough to clear tall plantings
- 7 fixed patterns are available; full, half, quarter, end strip, center strip, side strip, and adjustable, Infinite Arc™ pattern
- Matched flow rate nozzles assure uniform watering even when different patterns are mixed in the same zone

15, 12 and 8 Series spray nozzles

- Choose the type of nozzle that best fits your needs
- Spray distances range from 4' to 15'
 - Matched flow rate nozzles assure uniform watering even when different patterns are mixed in the same zone
 - Available watering patterns for most any shape: full circle, half circle, quarter circle, one third circle, two thirds circle and three quarters circle patterns

15 and 9SST Series specialty spray nozzles

- Choose the special nozzle pattern that best fits your needs
- Spray areas range from 14' x 14' to 9' x 18'
 - Matched flow rate nozzles assure uniform watering even when different patterns are mixed in the same zone
 - Available watering patterns for most any shape: end strip, center strip, side strip and square patterns

18, 15, and 12 AP Series adjustable spray nozzles

- Change watering arc with just a twist
- Spray distances range from 7' to 18'
 - Features Infinite Arc™ Nozzle - the only 0° to 360° adjustable spray in the market
 - Matched flow rate nozzles assure uniform watering even when different patterns are mixed in the same zone

1300 flower bubbler

- Full circle pattern only
- Adjustment screw regulates spray distance for spacing 1' to 3' apart
- Filter screen included

Rotary Nozzles

RN Series high efficiency rotating sprinkler nozzles

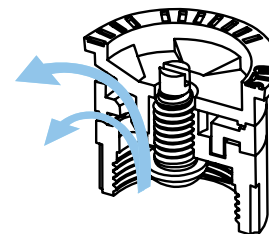
- Low precipitation rate – 0.60 in/hr (15.2 mm/hr) – reduces run-off and erosion
- Multiple, rotating streams uniformly distribute water throughout the radius range
- Matched precipitation rate across radii and pattern simplify the design process
- Maintains highly efficient performance throughout the 20-55 psi pressure range, with no misting or fogging at high pressures

Dual Spray™ Nozzles

Dual Spray™ Series spray nozzles

- Spray distance from 7' to 12'
- Patented close-in watering for most efficient uniform water coverage, resulting in the elimination of dry brown spots
- Cuts watering times, saves water and money
- Reduce water waste in windy conditions
- Three different watering patterns available: full, half and quarter circle

Rain Bird® Dual Spray nozzles produce spray patterns from two orifices to form a continuous water stream. The result is that gaps in coverage are eliminated so the entire watering area is more uniformly covered.



Dual Spray nozzles (right), with an additional orifice for close-in watering, minimize dry spots around the spray head for more uniform coverage throughout the entire watering area.

This example uses a 675 square foot (53 m²) turf grass area in Southern California.

The following example shows the time- and water-saving advantages of installing Rain Bird® Dual Spray nozzles instead of standard spray head nozzles.

Watering time needed with standard spray head nozzles	52 minutes/week
Watering time needed with Dual Spray nozzles	36 minutes/week
Time Saved	16 minutes/week
A 30% reduction in watering time!	
Multiplied by: Spray zone flow	10.4 gpm
Multiplied by: Watering weeks/year	46
Gallons Saved Per Year	7,654

To calculate your own savings, please visit:
<http://www.rainbird.com/landscape/resources/calculators.htm>



Dual Spray™ Series

Going head-to-head against the competition

The benefit of Rain Bird® Dual Spray nozzles is clearly visible in side-by-side comparisons with standard, single-orifice spray nozzles. The second orifice on the Dual Spray allows for superior close-in watering. With the efficiency of Dual Spray nozzles, you may reduce watering times by more than 30%¹.

Dual Spray™ Nozzle



Competitor

Patented Dual Spray

Water flowing from both orifices results in a lower scheduling coefficient. This efficient design conserves water, saves money and reduces waste.

Competitor nozzles fail to provide efficient close-in watering which results in a higher scheduling coefficient.

What is Scheduling Coefficient?

Scheduling Coefficient (SC) is a measure of irrigation uniformity developed for turf grass³.

- SC measures how much more you must water the entire area for the driest sections to receive sufficient water
- The lower the SC, the better the spray head nozzle distributes water

¹ Your results may vary based on site-specific conditions such as sprinkler spacing, wind, temperature, soil and grass type.

² Based on tests conducted at Rain Bird's Product Research Center in Glendora, CA. Tests conducted on Rain Bird and principal competitors' part circle nozzles.

³ Certified Landscape Irrigation Auditor Manual, The Irrigation Association, August 2000.



Spray Head Patterns

Eleven different patterns are available. All nozzles and set pattern spray heads are color coded for easy identification.

Choose the pattern that best fits the shape of your lawn or yard.



Adjustable 0 to 360°



Full



Half



Quarter




Three-Quarters




One-Third




Two-Thirds





End Strip




Side Strip



Center Strip

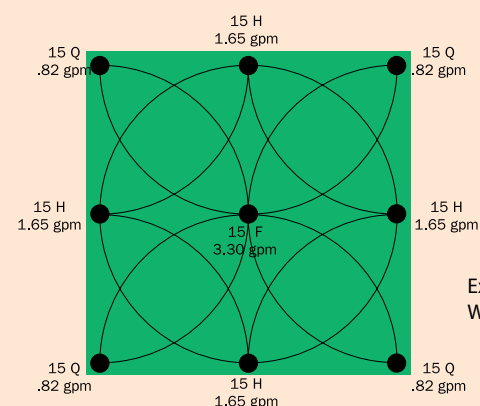


Square



Matched Precipitation Rate







Matched Precipitation Rate (MPR) nozzles simplify the design process by allowing sprinklers with various arcs and radii to be mixed within the same zone. This allows them to spray an equal distance, and to provide an equal amount of water to a given area.



Example:
Water Pressure @ 25psi







Pop-Up Spray Head Selection Guide




RAIN BIRD SERIES	MODEL	SPRAY PATTERN	SPRAY DISTANCE	POP-UP HEIGHT	TYPE OF AREA TO WATER	WATER FLOW RATE	OTHER FEATURES
POP-UP SPRAY HEADS							
1800® Professional Series 	1802LN 1803LN 1804LN 1804LNB5 1804VAN 1804F 1804H 1804Q 1806AP 1812AP	Use with 11 different pattern nozzles Adjustable 0-360° Full circle Half circle Quarter circle Adjustable 0-360° Adjustable 0-360°	4'-18' w/ nozzle 4'-18' w/ nozzle 4'-18' w/ nozzle 4'-18' w/ nozzle 8'-15' 8'-15' 8'-15' 8'-15' 8'-15' 8'-15'	2" 3" 4" 4" 4" 4" 4" 4" 6" 12"	Lawn or shrubs	Low	<ul style="list-style-type: none">• The number 1 Spray head used by professionals world-wide• 5 spray heads per bag for 1804LNB5 models• Selected models include Matched Precipitation Rate (MPR) for even water distribution, even when mixing different patterns• Nozzles sold separately for all LN models• Patented Co-molded wiper seal prevents leaks, pressure loss and keeps out dirt and debris
Dual Spray™ 1200 Series 	1240DSF 1240DSH 1240DSQ 1225DSF 1225DSH 1225DSQ	Full circle Half circle Quarter circle Full circle Half circle Quarter circle	8'-15'	4" 4" 4" 2.5" 2.5" 2.5"	Lawn or shrubs	Low	<ul style="list-style-type: none">• Includes unique Dual Spray™ nozzle technology for close-in watering providing the most efficient water coverage• Cuts watering times, money and reduces water waste in windy conditions
Sure Pop® 600 Series SP40 Models 	SP40AP SP40F SP40H SP40Q SP40SQ SP40EST SP40SST SP40CST	Adjustable 0-360° Full circle Half circle Quarter circle Square End strip Side strip Center strip	8'-15' 14' x 14' - 23' x 23' 3' x 10' - 4' x 15' 3' x 20' - 4' x 30' 3' x 20' - 4' x 30'	4"	Lawn or shrubs	Low	<ul style="list-style-type: none">• Sure-Pop® Technology for reliable Pop-up retraction even with low pressure conditions
Sure Pop® 600 Series SP25 Models 	SP25AP SP25F SP25H SP25Q SP25SQ SP25EST SP25SST SP25CST	Adjustable 0-360° Full circle Half circle Quarter circle Square End strip Side strip Center strip	8'-15' 14' x 14' - 23' x 23' 3' x 10' - 4' x 15' 3' x 20' - 4' x 30' 3' x 20' - 4' x 30'	2.5"	Lawn or shrubs	Low	<ul style="list-style-type: none">• Sure-Pop® Technology for reliable Pop-up retraction even with low pressure conditions• 2 ½" Pop-up for shorter grass varieties
12SA Series 	12SAF 12SAH 12SAQ	Full circle Half circle Quarter circle	13' - 18'	6"	Lawn	Low with pre-installed nozzle	<ul style="list-style-type: none">• Efficient watering reduces potential run-off less flow than other rotors allowing more heads per zone, reducing overall system complexity and cost• Pressure activated, wiper seal prevents excessive flow by and water waste
22SA Series 	22SAF 22SAH 22SAQ	Full circle Half circle Quarter circle	17' - 24'	4"	Lawn	Low with pre-installed nozzle	<ul style="list-style-type: none">• Efficient watering reduces potential run-off less flow than other rotors allowing more heads per zone, reducing overall system complexity and cost• Pressure activated, wiper seal prevents excessive flow by and water waste









Nozzle Selection Guide




RAIN BIRD SERIES	MODEL	SPRAY PATTERN	SPRAY DISTANCE	POP-UP HEIGHT	TYPE OF AREA TO WATER	WATER FLOW RATE	OTHER FEATURES
SPRAY HEAD NOZZLES							
	12DSF 12DSH 12DSQ	Full circle Half circle Quarter circle	9' - 12'	-	Lawn or shrubs	Low	<ul style="list-style-type: none">• Dual Spray nozzles for superior close-in coverage• Saves water and eliminates brown spots• Compatible with all Rain Bird Pop-up Spray head sprinklers
	18APC1 15APC1 15FC1 15HC1 15QC1 15CSTC1 15ESTC1 15SQC1 15SSTC1 15TC1 15TQC1 15TTC1 12APC1 12FC1 12HC1 12QC1 9SSTC1 8FC1 8HC1 8QC1	Adjustable 0-360° Adjustable 0-360° Full circle Half circle Quarter circle Center strip End strip Square Side strip Three quarters Two quarters Two thirds Adjustable 0-360° Full circle Half circle Quarter circle Side strip Full circle Half circle Quarter circle	10.5' - 18' 8' - 15' 8' - 15' 8' - 15' 8' - 15' 3' x 20' - 4' x 30' 3' x 10' - 4' x 15' 14' x 14' - 23' x 23' 3' x 20' - 4' x 30' 8' - 15' 8' - 15' 8' - 15' 7' - 12' 7' - 12' 7' - 12' 7' - 12' 7' - 12' 8' x 11' - 9' x 18' 4' - 8' 4' - 8' 4' - 8'	-	Lawn or shrubs	Low - Medium	<ul style="list-style-type: none">• Matched Precipitation Rate (MPR) for even coverage• Adjustable distance screw• Compatible with all Rain Bird Pop-up Spray head sprinklers
	A17APC1 A17F A17H A17Q A17SST A17CST A17EST	Adjustable 0-360° Full circle Half circle Quarter circle Side strip Center strip End strip	8' - 15'	-	Flowers and shrubs	Low	<ul style="list-style-type: none">• Matched Precipitation Rate (MPR) for even coverage• Mounts on male 1/2" risers• Adjustable distance screw
	1300	Full circle	1' - 3'	-	Flowers and shrubs	Medium	<ul style="list-style-type: none">• Mounts on male 1/2" risers
	24RNF 24RNH 24RNQ 18RNF 18RNH 18RNQ	Full circle Half circle Quarter circle Full circle Half circle Quarter circle	17' - 24' 17' - 24' 17' - 24' 13' - 18' 13' - 18' 13' - 18'	-	Lawn or shrubs	Low	<ul style="list-style-type: none">• Low precipitation rate – 0.60 in/hr reduces run-off and erosion• Multiple, rotating streams uniformly distribute water throughout the radius range




Nozzle Performance Spray Heads


12 Series MPR						
30° Trajectory						
Nozzle	Pressure psi	Radius ft.	Flow GPM	Precip In/h	Precip In/h	Precip In/h
	15	9	1.80	2.14	2.47	
	20	10	2.10	2.02	2.34	
	25	11	2.40	1.91	2.21	
	30	12	2.60	1.74	2.01	
	15	9	0.90	2.14	2.47	
	20	10	1.05	2.02	2.34	
	25	11	1.20	1.91	2.21	
	30	12	1.30	1.74	2.01	
	15	9	0.45	2.14	2.47	
	20	10	0.53	2.02	2.34	
	25	11	0.60	1.91	2.21	
	30	12	0.65	1.74	2.01	






15 Series MPR						
30° Trajectory						
Nozzle	Pressure psi	Radius ft.	Flow GPM	Precip In/h	Precip In/h	Precip In/h
	15	11	2.60	2.07	2.39	
	20	12	3.00	2.01	2.32	
	25	14	3.30	1.62	1.87	
	30	15	3.70	1.58	1.83	
	15	11	1.30	2.07	2.39	
	20	12	1.50	2.01	2.32	
	25	14	1.65	1.62	1.87	
	30	15	1.85	1.58	1.83	
	15	11	0.65	2.07	2.39	
	20	12	0.75	2.01	2.32	
	25	14	0.82	1.62	1.87	
	30	15	0.92	1.58	1.83	




12 Dual Spray™ Series						
23° Trajectory						
Nozzle	Pressure psi	Radius ft.	Flow GPM	Precip In/h	Precip In/h	Precip In/h
	15	9	1.80	2.14	2.47	
	20	10	2.10	2.02	2.34	
	25	11	2.40	1.91	2.21	
	30	12	2.60	1.74	2.01	
	15	9	0.90	2.14	2.47	
	20	10	1.05	2.02	2.34	
	25	11	1.20	1.91	2.21	
	30	12	1.30	1.74	2.01	
	15	9	0.45	2.14	2.47	
	20	10	0.53	2.02	2.34	
	25	11	0.60	1.91	2.21	
	30	12	0.65	1.74	2.01	





18RN Series						
30° Trajectory						
Nozzle	Pressure psi	Radius ft.	Flow GPM	Precip In/h	Precip In/h	Precip In/h
	20	13	1.31	0.75	0.86	
	25	14	1.46	0.67	0.77	
	30	16	1.60	0.61	0.70	
	35	16	1.73	0.61	0.70	
	40	17	1.85	0.61	0.70	
	45	18	1.96	0.61	0.70	
	50	18	2.07	0.61	0.70	
	55	18	2.17	0.61	0.70	
	20	13	0.65	0.75	0.86	
	25	14	0.73	0.67	0.77	
	30	16	0.80	0.61	0.70	
	35	16	0.86	0.61	0.70	
	40	17	0.92	0.61	0.70	
	45	18	0.98	0.61	0.70	
	50	18	1.03	0.61	0.70	
	55	18	1.08	0.61	0.70	
	20	13	0.33	0.75	0.86	
	25	14	0.37	0.67	0.77	
	30	16	0.40	0.61	0.70	
	35	16	0.43	0.61	0.70	
	40	17	0.46	0.61	0.70	
	45	18	0.49	0.61	0.70	
	50	18	0.52	0.61	0.70	
	55	18	0.54	0.61	0.70	





8 Series MPR						
10° Trajectory						
Nozzle	Pressure psi	Radius ft.	Flow GPM	Precip In/h	Precip In/h	Precip In/h
	15	5	0.54	2.07	2.39	
	20	6	0.75	2.01	2.32	
	25	7	0.82	1.62	1.87	
	30	8	1.05	1.58	1.83	
	15	5	0.27	2.07	2.39	
	20	6	0.38	2.01	2.32	
	25	7	0.41	1.62	1.87	
	30	8	0.52	1.58	1.83	
	15	5	0.13	2.07	2.39	
	20	6	0.19	2.01	2.32	
	25	7	0.21	1.62	1.87	
	30	8	0.26	1.58	1.83	

1300			
Nozzle	Pressure psi	Flow GPM	
	10	1.0	
	20	1.4	
	30	1.7	
	40	1.9	
	50	2.1	
	60	2.3	

SPECIALTY NOZZLES			
Nozzle	Pressure psi	WxL ft.	Flow GPM
	15	18 x 18	2.68
	20	19 x 19	3.06
	25	21 x 21	3.42
	30	23 x 23	3.73
	15	4 x 13	0.45
	20	4 x 14	0.50
	25	4 x 14	0.56
	30	4 x 15	0.61
	15	4 x 26	0.89
	20	4 x 28	1.00
	25	4 x 28	1.11
	30	4 x 30	1.21
	15	4 x 26	0.89
	20	4 x 28	1.00
	25	4 x 28	1.11
	30	4 x 30	1.21
	15	9 x 15	1.34
	20	9 x 16	1.47
	25	9 x 18	1.60
	30	9 x 18	1.73

24RN Series						
30° Trajectory						
Nozzle	Pressure psi	Radius ft.	Flow GPM	Precip In/h	Precip In/h	Precip In/h
	20	17	2.45	0.79	0.92	
	25	19	2.74	0.71	0.82	
	30	21	3.00	0.65	0.75	
	35	22	3.24	0.65	0.75	
	40	23	3.46	0.65	0.75	
	45	23	3.67	0.65	0.75	
	50	24	3.87	0.65	0.75	
	55	24	4.06	0.65	0.75	
	20	17	1.22	0.79	0.92	
	25	19	1.37	0.71	0.82	
	30	21	1.50	0.65	0.75	
	35	22	1.62	0.65	0.75	
	40	23	1.73	0.65	0.75	
	45	23	1.84	0.65	0.75	
	50	24	1.94	0.65	0.75	
	55	24	2.03	0.65	0.75	
	20	17	0.61	0.79	0.92	
	25	19	0.68	0.71	0.82	
	30	21	0.75	0.65	0.75	
	35	22	0.81	0.65	0.75	
	40	23	0.87	0.65	0.75	
	45	23	0.92	0.65	0.75	
	50	24	0.97	0.65	0.75	
	55	24	1.02	0.65	0.75	

12 Series AP						
15° Trajectory						
Nozzle	Pressure psi	Radius ft.	Flow GPM	Precip In/h	Precip In/h	Precip In/h
	15	9	1.8	2.14	2.47	
	20	10	2.1	2.02	2.34	
	25	11	2.4	1.91	2.21	
	30	12	2.6	1.74	2.01	
	15	9	1.35	2.14	2.47	
	20	10	1.58	2.02	2.34	
	25	11	1.8	1.91	2.21	
	30	12	1.95	1.74	2.01	
	15	9	0.9	2.14	2.47	
	20	10	1.05	2.02	2.34	
	25	11	1.2	1.91	2.21	
	30	12	1.3	1.74	2.01	
	15	9	0.45	2.14	2.47	
	20	10	0.53	2.02	2.34	
	25	11	0.6	1.91	2.21	
	30	12	0.65	1.74	2.01	

15 Series AP						
23° Trajectory						
Nozzle	Pressure psi	Radius ft.	Flow GPM	Precip In/h	Precip In/h	
	15	11	2.60	2.07	2.39	
	20	12	3.00	2.01	2.32	
	25	14	3.30	1.62	1.87	
	30	15	3.70	1.58	1.83	
	15	11	1.95	2.07	2.39	
	20	12	2.25	2.01	2.32	
	25	14	2.48	1.62	1.87	
	30	15	2.78	1.58	1.83	
	15	11	1.30	2.07	2.39	
	20	12	1.50	2.01	2.32	
	25	14	1.65	1.62	1.87	
	30	15	1.85	1.58	1.83	
	15	11	0.65	2.07	2.39	
	20	12	0.75	2.01	2.32	
	25	14	0.82	1.62	1.87	
	30	15	0.92	1.58	1.83	




Rotor Nozzle Sets

Rain Bird® nozzle sets for the 32, 42SA, 42SA+ and 52SA are designed to save water with even and efficient coverage. Rotors apply different amounts of water depending on the pattern that they are set to water. A rotor set to water just 1/4 of a full circle applies more water than a rotor set to water a full 360°, assuming the nozzles are the same.


Changing nozzles can help even out the amount of water being sprayed between rotors that are set for different patterns. This will help maintain a healthier lawn and save water.

- Matched flow rate nozzle sets
 - Correct nozzle size to match set pattern of rotor for efficient watering
 - Saves water
- Low pressure/Low flow nozzle sets
 - Customize rotor performance for slopes and or low pressure conditions
- Specialty nozzles (4252SA+ set)
 - Low angle nozzles to stay clear of tree canopies or windy conditions
 - Plus nozzles for longer distance performance



32SA-NZLPK

Nozzles for
32SA Rotors



4252SA+NZLPK

Nozzle Pack
for 42SA, 42SA+, 52SA Rotors

Rain Curtain™ Nozzles for Superior Water Distribution

Only Rain Bird® rotors have Rain Curtain™ nozzle technology that features larger water droplets for resistance to windy conditions, effective close-in watering to eliminate dry spots near the rotor and even distribution over the entire radius range. In side-by-side comparisons with the competition, the clear advantages of Rain Curtain technology can be seen with the naked eye.

How is Nozzle Performance Measured?

Scheduling Coefficient (SC) is one of the most accurate ways to measure water distribution.

- SC measures how much longer you must water the entire area for the driest sections to receive sufficient water.
- The lower the SC, the better the rotor distributes water.
- Test results from side-by-side comparisons with competitive nozzle products prove that Rain Curtain technology consistently outperforms the competition with the lowest scheduling coefficients as low as 1.1.*

An SC of 1.0 represents perfect uniformity. Tests show that even rain has an SC greater than 1.0.**



Rain Curtain Technology



The Competition

Rotors tested at consistent psi with no physical disruption of the stream.

*Based on tests conducted at Rain Bird's Product Research Center in Glendora, CA. Test results reflect a comparison of Rain Bird's products with those of its principal competitors.
**Based on a report published by The Center for Irrigation Technology.



Rotors

engineered for proven reliability

We build our closed-case rotor sprinklers for long life, quiet operation and maximum design flexibility. The protected closed-case design makes these sprinklers ideal for “creeping” grasses, sandy soil and other harsh surroundings. Water lubricated gear or ball-driven operation is quiet and maintenance free. The many safeguards and trouble-free features built into our closed-case rotor sprinklers make them the perfect choice for any home landscape.

- Closed-case design assures trouble-free performance by keeping out dirt and debris



Rain Bird® Family of Rotors



32SA easy to use

Spray distance from 19 to 32 feet

- Easy arc and radius adjustment from the top of sprinkler
- Full and part circle in one sprinkler
- Quiet water lubricated gear drive operation
- Superior Rain Curtain™ nozzle performance to ensure even water distribution
- Heavy-duty stainless steel spring assures positive retraction
- 4" pop-up to clear tall grass
- Non-strippable drive mechanism
- Adjustable spray pattern for 40° - 360° coverage
- 1/2-inch inlet

32SA-SHB universal shrub rotor

Spray distance from 19 to 32 feet

- Superior Rain curtain™ nozzle performance ensures uniform water distribution even in windy conditions
- Mounts on a 1/2" or 3/4" riser to clear tall shrubs and planting areas
- Perfect for watering hillsides, ground cover and large areas of shrubbery
- Simple spray distance and pattern adjustments requires no special tools
- Water lubricated gear drive design for durable reliable operation
- Bottom screw allows user to "lock" the rotor to the riser and prevent theft
- Adjustable spray pattern for 40° - 360° coverage

42SA+ heavy duty


Spray distance from 26 to 38 feet

- Professional Quality Rain Curtain™ nozzle with enhanced “Micro Ramps” for superior close-in watering
- Easy arc adjustment from the top requiring only a flat blade screwdriver
- Professional gear drive: durable, reliable and water lubricated
- Reversing full and part circle rotation from 40° to 360° arc adjustment
- Multi-function wiper seals that protect the internals from debris and assures positive pop-up and retraction over the life of the rotor
- 3/4-inch inlet







52SA premium stainless steel rotor

Spray distance from 25 to 50 feet

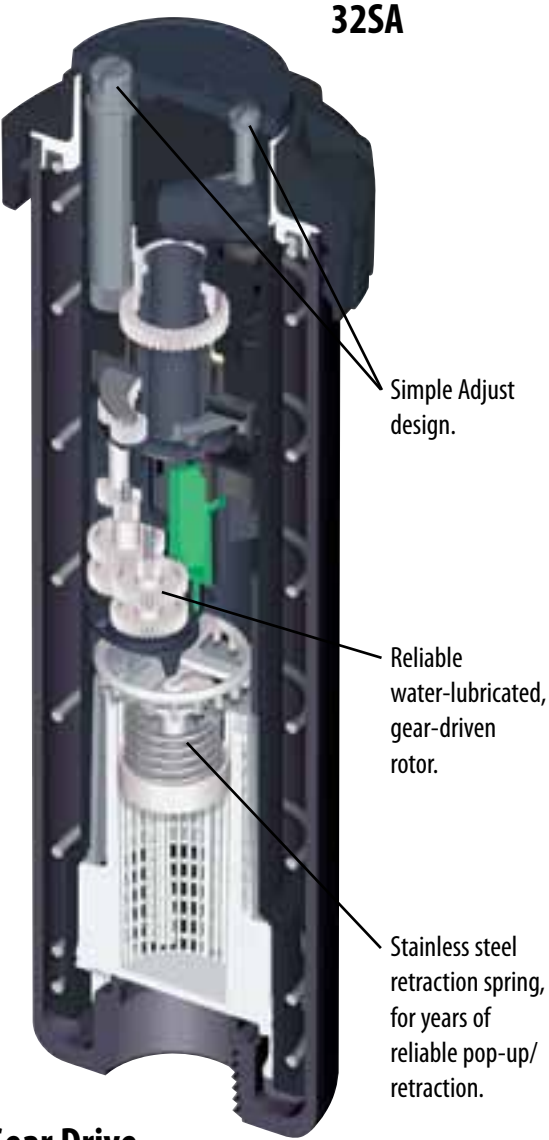
- Top-of-the line rugged design with stainless steel shaft for a longer life
- Professional Quality Rain Curtain™ nozzle with enhanced “Micro Ramps” for superior close-in watering
- Nozzle set available to customize watering and achieve uniform water distribution
- Full and part circle in one sprinkler, part circle pattern is adjustable from 40° to 360°
- Water lubricated gear drive design for durable reliable operation
- 4" Pop-Up to clear tall grass
- 3/4-inch inlet



Rotor Selection Guide

RAIN BIRD SERIES	MODEL	PATTERN	SPRAY DISTANCE	TYPE OF SPRINKLER	TYPE OF AREA TO WATER	WATER FLOW RATE	OTHER FEATURES
GEAR DRIVEN ROTOR HEADS							
<div>Simple Adjust Series</div> 	32SA	40° - 360°	19'-32'	Gear Driven Rotor	Lawn	Low-High with 32SA nozzle tree	<ul style="list-style-type: none">• Quiet operation• Simple adjust pattern & distance• Full and part circle adjustments
<div>Simple Adjust Series</div> 	32SA-Shrub	40° - 360°	19'-32'	Gear Driven Rotor	Shrub	Low-High with 32SA nozzle tree	<ul style="list-style-type: none">• Quiet operation• Simple adjust pattern & distance• Full and part circle adjustments
<div>Simple Adjust Series</div> 	42SA+	40° - 360°	26'-38'	Gear Driven Rotor	Lawn	Low-High with 4252SA+NZLPK nozzle tree	<ul style="list-style-type: none">• Quiet operation• Simple adjust pattern & distance• Full and part circle adjustments
<div>Simple Adjust Series</div> 	52SA	40° - 360°	25'-50'	Gear Driven Rotor	Lawn	Low-High with 4252SA+NZLPK nozzle tree	<ul style="list-style-type: none">• Rugged design with stainless steel shaft for a longer life• Quiet operation• Simple Adjust pattern distance• Full and part circle adjustments• Nozzle tree included
ROTOR NOZZLE SETS							
<div>Rotor Nozzle Sets</div> 	32SANZLPK-		11'-35'	Use with 32SA Gear Drive Rotor	Lawn	Low-High	<ul style="list-style-type: none">• Low pressure/Low flow nozzle sets- Customize rotor performance for slopes and or low pressure conditions
<div>Rotor Nozzle Sets</div> 	4252SA+NZLPK-		With 42SA Rotor 19' - 50' With 52SA Rotor 25' - 50'	Use with 42SA+ and 52SA Gear Drive Rotors	Lawn	Low-High	<ul style="list-style-type: none">• Specialty nozzles (4252SA+ set)- Low angle nozzles to stay clear of tree canopies or windy conditions- Plus nozzles for longer distance performance

Rotor Performance



Gear Drive Mechanism

32SA Nozzle Performance			
Pressure psi	Nozzle	Radius ft.	Flow GPM
25	.75	15	0.5
	1.0	20	0.8
	1.5	23	1.1
	2.0	27	1.4
	3.0	29	2.2
	4.0	31	3.0
45	.75	17	0.8
	1.0	21	1.1
	1.5	24	1.5
	2.0	27	1.9
	3.0	30	3.0
	4.0	35	4.1
55	.75	18	0.9
	1.0	22	1.2
	1.5	24	1.7
	2.0	28	2.2
	3.0	32	3.3
	4.0	35	4.6

42SA+ Nozzle Performance (low angle nozzles)			
Pressure psi	Nozzle	Radius ft.	Flow GPM
25	1.0	25	0.7
	1.5	27	1.1
	2.0	28	1.5
	3.0	29	2.2
35	1.0	28	0.9
	1.5	30	1.4
	2.0	31	1.8
	3.0	33	2.7
45	1.0	29	1.0
	1.5	31	1.6
	2.0	32	2.0
	3.0	35	3.1
55	1.0	29	1.1
	1.5	31	1.8
	2.0	33	2.2
	3.0	36	3.4
65	1.0	29	1.2
	1.5	31	2.0
	2.0	33	2.4
	3.0	36	3.7


42SA+ Nozzle Performance (standard angle nozzles)			
Pressure psi	Nozzle	Radius ft.	Flow GPM
25	1.5	33	1.1
	2.0	35	1.5
	2.5	35	1.8
	3.0	36	2.3
	4.0	37	2.9
	5.0	39	3.7
	6.0	39	4.2
	8.0	36	5.9
35	1.5	34	1.3
	2.0	36	1.8
	2.5	37	2.2
	3.0	38	2.7
	4.0	40	3.5
	5.0	41	4.5
	6.0	43	5.2
	8.0	43	7.1
45	1.5	35	1.5
	2.0	37	2.1
	2.5	37	2.5
	3.0	40	3.1
	4.0	42	4.0
	5.0	45	5.1
	6.0	46	6.0
	8.0	47	8.0
55	1.5	35	1.7
	2.0	37	2.3
	2.5	37	2.8
	3.0	40	3.5
	4.0	42	4.4
	5.0	45	5.7
	6.0	47	6.6
	8.0	50	8.9
65	1.5	34	1.9
	2.0	35	2.5
	2.5	37	3.0
	3.0	40	3.8
	4.0	42	4.8
	5.0	45	6.2
	6.0	48	7.2
	8.0	50	9.7

52SA Performance			
Pressure psi	Nozzle	Radius ft.	Flow GPM
35	1.5	34	1.35
	2.0	36	1.81
	2.5	37	2.17
	3.0	38	2.71
	4.0	40	3.50
	5.0	41	4.47
	6.0	43	5.23
	8.0	43	7.06
45	1.5	35	1.54
	2.0	37	2.07
	2.5	37	2.51
	3.0	40	3.09
	4.0	42	4.01
	5.0	45	5.09
	6.0	46	6.01
	8.0	47	8.03
55	1.5	35	1.71
	2.0	37	2.30
	2.5	37	2.76
	3.0	40	3.47
	4.0	42	4.44
	5.0	45	5.66
	6.0	47	6.63
	8.0	50	8.86

System Tips Customizing Spray Patterns

Most rotors adjust from full to part circle, giving you complete control to put water where you need it, and ensuring head-to-head coverage.

To ensure proper watering and reduce the chance of brown spots in your lawn, adjust your rotor spray pattern to get head-to-head coverage.





Impact Rotors

precise operation with industrial quality

A popular tradition for underground watering systems, Rain Bird pop-up impact sprinklers provide the convenience and reliability homeowners want and retract out of sight for high traffic areas. These heavy-duty impacts have the strength and performance of industrial and commercial products, yet are easy to install and operate. Pop-up impact sprinklers are long-lasting and particularly noted for their performance with heavy-mineral content, such as hard water and well water, that can clog and corrode other sprinklers. Also an excellent choice for reclaimed water irrigation systems in drought areas.

- ▶ Simple, straight through-flow design for superior performance in dirty water
- ▶ Full and part circle coverage, with infinite pattern adjustment
- ▶ Grit-proof bearing for reliable operation
- ▶ Diffuser screw breaks water into smaller droplets for uniform watering

works efficiently with most pressures

AG-5 / Maxi Paw

Spray distance from 24 to 45 feet

- Heavy-duty rolled-lip case design assures proper installation height, prevents vegetation from growing into head, and minimizes backwash
- 5 interchangeable nozzles for maximum design flexibility
- Double-weighted arm provides slower rotation for increased distance of throw
- Water-Saving PJ™ spray-guiding arm controls stream to prevent side splash onto buildings and walkways
- No tools needed to change nozzles
- 1/2-inch side and combination 3/4, 1/2-inch bottom inlets

LG-3 / Mini Paw

low gallonage

Spray distance from 25 to 36 feet

- Water-Saving brass-weighted PJ™ spray-guiding arm controls stream to prevent side splash onto buildings and walkways
- Simple, single nozzle selection
- 1/2-inch bottom and side inlets




AG-5 / Maxi Paw

LG-3 / Mini Paw



Brass Impact Rotors

for years of reliable performance



Patterned after our original impact sprinkler, first patented by Rain Bird in 1933, with all the features and durability of modern engineering. Constructed of heavy-duty bronze and stainless steel, these impact heads deliver reliable performance season after season.

- ▶ Traditional favorite with classic impact sound
- ▶ Straight through water flow design for superior dirty water performance
- ▶ Easy to install and adjust

35-ADJ-TNT-B **traditional favorite**

Spray distance from 23 to 50 feet

- Straight through water flow design for superior dirty water performance
- Easy to install and adjust
- Brass and stainless steel construction lasts longer than competitors' zinc sprinklers
- Diffuser screw adjusts stream length from 23-foot to 50-foot radius
- Grit-proof bearing for reliable operation
- 3/4-inch male pipe thread connection

25-PJDA-C **#1 best selling brass impact**

Spray distance from 20 to 41 feet

- Brass, bronze and stainless steel construction lasts up to 5 times longer than competitor's zinc sprinklers
- Adjustable deflector flap adjusts stream length
- Diffuser screw helps prevent brown spots by breaking water into smaller droplets for more uniform watering
- Water-Saving PJ™ spray-guiding arm controls water stream and prevents wasteful side splash onto buildings and walkways
- Full and part circle coverage, with infinite pattern adjustment
- High-gallage output, 1/2-inch (MPT) inlet

Polymer Impact Rotors



Our popular line of polymer impact heads proves that Rain Bird continues to lead the industry in engineering and design innovation. Modeled after our top-selling brass impact line, these impact heads are crafted from high-impact, heavy-duty polymer providing years of reliable watering use.

- ▶ Durable high-impact polymer and stainless steel construction
- ▶ Full and part circle coverage, with infinite pattern adjustment
- ▶ Water-Saving PJ™ spray-guiding arm controls water stream and prevents side splash onto buildings and walkways

P5R and P5R+ **#1 best selling polymer impact**






Spacing from 24 to 45 feet

- Weighted arm for slower rotation and better watering coverage
- Straight through flow for superior performance in dirty water conditions
- PJ™ arm controls water stream, avoids water waste and side splash
- Full or part circle operation 360° or 20° to 340°
- Removable, bayonet nozzle for maximum easy cleaning
- P5R+ model includes 06, 07, 10 and 12 Nozzles





Impact Rotor Selection Guide

RAIN BIRD SERIES	MODEL	SPRAY DISTANCE	TYPE OF SPRINKLER	TYPE OF AREA TO WATER	WATER FLOW RATE	OTHER FEATURES
POP-UP IMPACT HEADS						
PAW Series Impact Sprinklers 	AG5 MAXIPAW	24'-45'	Traditional Pop-up, Impact Sprinkler	Lawn	Low-High	<ul style="list-style-type: none">• Dirty water tolerant design• Full and part circle adjustment
PAW Series Impact Sprinklers 	LG3 MINIPAW	25'-36'	Traditional Pop-up, Impact Sprinkler	Lawn	Low	<ul style="list-style-type: none">• Dirty water tolerant design• Interchangeable nozzles for different flow rates• Full and part circle adjustment
P Series Impact Sprinklers 	25PJDA-C	20'-41'	Traditional Riser mounted Impact Sprinkler	Lawn or shrubs	Medium	<ul style="list-style-type: none">• Heavy duty brass construction for reliable performance• Full and part circle adjustments
P Series Impact Sprinklers 	P5R	25'-41'	Traditional Riser mounted Impact Sprinkler	Lawn or shrubs	Medium	<ul style="list-style-type: none">• Durable high Impact polymer and stainless steel construction• Full and part circle adjustments
P Series Impact Sprinklers 	P5R+	25'-45'	Traditional Riser mounted Impact Sprinkler	Lawn or shrubs	Medium	<ul style="list-style-type: none">• Durable high Impact polymer and stainless steel construction• Full and part circle adjustments• Includes 06, 07, 10 and 12 Nozzles

Impact Performance

AG-5 Maxi-Paw Performance

Pressure psi	Nozzle	Radius ft.	Flow GPM	Precip In/h	Precip In/h
25	06	-	-	-	-
	07	32	2.2	0.41	0.48
	08	35	2.8	0.44	0.51
	10	38	4.2	0.56	0.65
	12	39	5.5	0.70	0.80
35	06	37	2.0	0.28	0.32
	07	37	2.7	0.38	0.44
	08	38	3.3	0.44	0.51
	10	41	4.8	0.55	0.64
	12	42	6.3	0.69	0.79
45	06	38	2.3	0.31	0.35
	07	39	3.0	0.38	0.44
	08	40	3.7	0.45	0.51
	10	42	5.4	0.59	0.68
	12	44	7.1	0.71	0.82
55	06	38	2.5	0.33	0.39
	07	41	3.3	0.38	0.44
	08	41	4.1	0.47	0.54
	10	43	6.0	0.62	0.72
	12	45	7.9	0.75	0.87
60	06	38	2.6	0.35	0.40
	07	41	3.5	0.40	0.46
	08	42	4.2	0.46	0.53
	10	44	6.4	0.64	0.74
	12	45	8.4	0.80	0.92

LG-3 Mini Paw Performance

Pressure psi	Nozzle	Radius ft.	Flow GPM	Precip In/h	Precip In/h
25		35	2.8	0.44	0.51
35		38	3.3	0.44	0.51
45		40	3.7	0.45	0.51
55		41	4.1	0.47	0.54
60		42	4.2	0.46	0.53

25PJDA-C Performance Chart

Pressure PSI	Radius Feet	Output GPM	Pressure Bars	Radius(m) Meters	m ³ /h
25	38	3.4	2,0	11,5	0,69
30	39	3.8	2,5	11,7	0,78
40	40	4.4	3,0	11,9	0,85
50	41	5.0	3,5	12,2	0,92

PSR Performance Chart

Pressure PSI	Radius Feet	Output GPM	Pressure Bars	Radius(m) Meters	m ³ /h
25	35	2.8	2,0	11,0	0,68
35	38	3.3	2,5	11,7	0,78
45	40	3.7	3,0	12,1	0,83
55	41	4.1	3,5	12,5	0,89

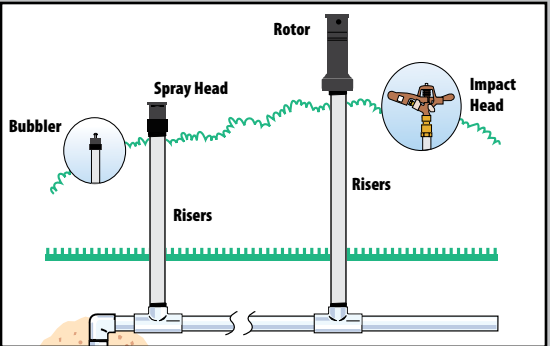
PSR+ Performance Chart

Pressure PSI	Nozzle	Radius Feet	Output GPM	Pressure Bars	Radius(m) Meters	m ³ /h
25	06	-	-	1,7	-	-
	07	32	2.2	1,7	9,7	0,50
	08	35	2.8	1,7	10,7	0,64
	10	38	4.2	1,7	11,6	0,95
	12	39	5.5	1,7	11,9	1,25
35	06	37	2.0	2,4	11,3	0,45
	07	37	2.7	2,4	11,3	0,61
	08	38	3.3	2,4	11,6	0,75
	10	41	4.8	2,4	12,5	1,09
	12	42	6.3	2,4	12,8	1,43
45	06	38	2.3	3,1	11,6	0,52
	07	39	3.0	3,1	11,9	0,68
	08	40	3.7	3,1	12,2	0,84
	10	42	5.4	3,1	12,8	1,23
	12	44	7.1	3,1	13,4	1,61

Precipitation Rates based on half-circle operation.
Performance best at pressures of 40 psi or higher.
Optimum water distribution achieved at 40 to 50 psi.
Performance data collected in zero wind conditions.

? System Tips Using a Riser

A riser is a threaded pipe used to connect a sprinkler head or nozzle directly to the pipe. Risers are used to position a sprinkler head above obstructions. They are especially helpful when watering above the shrub line, or watering hillsides and sloping landscapes. Impacts with their long throw are particularly useful for large areas.





In-Line

Valves

Rain Bird manufactures only the highest quality In-Line valves. Use In-Line valves in locations where the use of a pressure vacuum breaker (PVB) or a double-check valve is required by city codes to protect against backflow. Check your local city codes to determine what type of valves are required. In-Line valves are installed below ground in a valve box down stream from the main line from a PVB or double-check valve. In-Line valves will not prevent back flow on their own, they need the help of a back flow prevention device.

- ▶ Designed for below ground installation, out of sight and protected from potential damage or tampering
- ▶ In-Line design minimizes pressure loss
- ▶ Energy-efficient, low power encapsulated solenoid with captured plunger
- ▶ Operate manually or automatically
- ▶ External bleed to manually flush system of dirt and debris during installation and system start-up

CP/CPF

in-line valves

- Buna-N diaphragm offers superior performance in harsh water environments
- Long lasting diaphragm with captive spring extends valve life and reliability
- Heavy duty construction with stainless steel screws
- Flow control models include easy-turn pressure assisted flow control mechanism

CP-075 3/4-inch valve

- 3/4-inch female pipe thread inlet and outlet

CP-100 1-inch valve

- 1-inch female pipe thread inlet and outlet

CPF-075 3/4-inch valve with flow control

- 3/4-inch female pipe thread inlet and outlet

CPF-100 1-inch valve with flow control

- 1-inch female pipe thread inlet and outlet

JTV

in-line jar-top valve

- Jar-Top Bonnet for easy cleaning and maintenance
- External bleed to flush dirt and debris
- 24 volt AC solenoid works with all controllers
- Threaded bonnet provides easy removal with no screws
- Trouble-free service with few parts
- Drop-in diaphragm for effortless maintenance
- Reverse-flow feature ensures valve shuts off if the diaphragm tears or rips - reduces risk of landscape flooding

JTV 100 Jar-Top Valve

- 1-inch female pipe thread inlet and outlet





Anti-Siphon Valves

Rain Bird manufactures only the highest quality Anti-Siphon valves. Use Anti-Siphon valves in locations where the use of a pressure vacuum breaker (PVB) or double-check valve is *not* required by city codes. Check your local city codes to determine what type of valves are required. Anti-Siphon valves are installed above ground and will prevent backflow if properly installed. Anti-Siphon valves should always be installed at least 6" above the highest head on the valve line, and should never have another valve installed further down the line from the main valve.

- ▶ Trouble-free construction engineered from durable, non-corrosive thermoplastic with ultraviolet inhibitors.
- ▶ Spray-free internal bleed for manual operation
- ▶ Combination Electric Remote Control Valve and Atmospheric Backflow Prevention in one unit
- ▶ Long-lasting diaphragm with water filter and captive spring
- ▶ For outdoor use only

professional grade anti-siphon valve

DAS-ASVF

With flow control

- Heavy-duty construction with stainless steel screws
- Easy-turn, pressure-assisted precision flow-control mechanism
- Energy-efficient, low-power encapsulated solenoid with captured plunger
- External bleed to manually flush system of dirt and debris during installation and system start-up
- Reverse-flow designed for added reliability

DAS-ASVF-075 3/4-inch valve

- 3/4-inch female pipe thread inlet and outlet

DAS-ASVF-100 1-inch valve

- 1-inch female pipe thread inlet and outlet



JTVAS/ASVF jar-top anti-siphon valve

- Easy cleaning and maintenance with one-piece jar-top bonnet
- Rain Bird exclusive fail-safe design
- Heavy duty, professional design for a life-time of trouble-free operation
- Flow control models regulate the flow of water to sprinklers to avoid misting
- Vacuum breaker prevents backflow contamination to keep drinking water safe
- External bleed to manually flush system of dirt and debris during installation and system start up
- Meets I.A.P.M.O. listing specifications
- Operates automatically with any standard 24 volt sprinkler timer

JTV/AS-075 3/4-inch (19mm) valve

- 3/4-inch female pipe thread FPT inlet and outlet

JTV/ASF-075 3/4-inch (19mm) valve

- 3/4-inch female pipe thread FPT inlet and outlet

JTV/AS-100 1-inch (25mm) valve

- 1-inch female pipe thread FPT inlet and outlet

JTV/ASF-100 1-inch (25mm) valve

- 1-inch female pipe thread FPT inlet and outlet





Valve Selection Guide

RAIN BIRD SERIES	MODEL	TYPE	CONNECTION	FLOW CONTROL	OTHER FEATURES
BELOW GROUND (IN-LINE)					
CP Series 	CP-075 CP-100	In-Line (Below ground)	3/4" Threaded 1" Threaded	NO	• Spray free external bleed
CPF Series 	CPF-075 CPF-100	In-Line (Below ground)	3/4" Threaded 1" Threaded	YES	• Spray free external bleed
JTV Series 	JTV-100	In-Line (Below ground)	1" Threaded	NO	• Easy servicing Jar Top bonnet
ABOVE GROUND (ANTI-SIPHON)					
JTV Series 	JTV/AS-075 JTV/ASF-075 JTV/AS-100 JTV/ASF-100	Anti-Siphon (Above ground)	3/4" Threaded 3/4" Threaded 1" Threaded 1" Threaded	NO YES NO YES	• Easy servicing Jar Top bonnet
DAS Series 	DAS-ASVF-075 DAS-ASVF-100	Anti-Siphon (Above ground)	3/4" Threaded 1" Threaded	YES	• Heavy duty construction • Stainless steel screws • Backflow prevention



Lawn & Garden Products





Lawn & Garden Products



New!

P5RLSP Plastic Impact Sprinkler On Hose-End Spike

- Water saving distance control dial adjusts for 25-foot (6.4 m) to 41-foot (12.5 m) radius
- PJ™ spray-guiding arm controls water stream and prevents side splash onto buildings and walkways
- Weighted arm for slower rotation and better water coverage
- Straight through water flow design for superior dirty water performance
- Diffuser screw breaks water into smaller water droplets for uniform watering

25PJLSP Brass Deluxe Impact Sprinkler On Hose-End Spike

- Traditional favorite sprinkler with classic impact sound
- Straight through water flow design for superior dirty water performance
- Adjustable deflector flap adjusts stream length from 20-foot (6 m) to 41-foot (12.5 m) radius
- Diffuser screw breaks water into smaller water droplets for uniform watering
- Die-cast spray arm controls stream, prevents side splash onto buildings and walkways

32SASP 32SA Rotor On Hose-End Spike

- Adjustable spray pattern for 40° - 360° coverage
- Water lubricated gear drive design for durable, reliable operation
- Simple spray distance and pattern adjustments require no special tools
- Closed-case design makes this rotor ideal for harsh operating conditions



Water Saving \$

SWDMSP-KIT



Spot Watering Drip Manifold On A Spike Kit

Up to 65% water savings compared to manual watering

- Includes 12 watering devices:
 - (4) 1.0 GPH emitters
 - (2) Half Pattern Bubblers
 - (4) 2.0 GPH emitters
 - (2) Full Pattern Bubblers
- Waters 15 - 25 plants



Water Saving \$


MSDMSP-KIT



MSDMSP-KIT Micro Spray Manifold On A Spike Kit

- All-in-one drip manifold hub provides 6 ports to attach tubing runs plus regulator, fine mesh filter and quick hose connector
- Pressure compensating nozzles provide uniform coverage of all plants
- Staked risers elevate nozzles to clear taller plants
- Covers up to 384 square feet, easily extended with additional kits





Timers

full-featured watering schedules

Add more value, versatility and convenience to your underground watering system with a Rain Bird Automatic Timer. Rain Bird offers a full range of timers to customize watering schedules tailored to your unique landscape, while dramatically conserving water and improving lawn and plant health. Rain Bird automatic timers offer maximum versatility and efficient watering with water-conscious features like Automatic Rain Shut-off to stop operation during rain. Our timers can even be easily linked to existing drip watering systems.

- ▶ Compatible with major brand valves and sprinkler systems
- ▶ Pre-set schedules can easily be modified to meet your specific requirements

SST

simple to set timer


- So simple to use, you can forget the instructions! But also capable enough to handle the needs of any residential or light commercial irrigation system
- Set each zone independently for maximum flexibility
- Superior surge protection for long-lasting durability
- No battery backup required. All settings stored in permanent memory
- Built-in trouble-shooting of valves and wiring
- Rain Delay command for manual suspension of a watering cycle
- Seasonal Adjust to increase watering in hot, dry months and reduce it in rainy seasons
- Sealed from the environment for longer life
- Simple color coded wiring connections
- Available models in 4, 6, 9 and 12 stations



“So simple to use, you can forget the instructions!”

Timer

Selection Guide

RAIN BIRD SERIES	MODEL	MAXIMUM NUMBER OF VALVES	MOUNTING	SCHEDULING	OTHER FEATURES
TIMERS					
SST Series 	SST-400i SST-600i SST-900i	4 Valves 6 Valves 9 Valves	Indoor	Each zone scheduled independently for maximum flexibility	<ul style="list-style-type: none">• So simple to use, you can forget the instructions• No batteries or fuses to replace• Sealed against damage from water, dust and grime
	SST-600o SST-1200o	6 Valves 12 Valves	Indoor / Outdoor		



Tools




Ever noticed how difficult it is to change or install nozzles? This easy to use tool allows you to pull the stem upwards and keep it from retracting.

Once the spray head is installed in your system you can easily replace or install nozzles by using the Pull Up Tool.

PTC-1 Spray Head Pull Up Tool

- Use for replacing, removing and installing nozzles
- Pulls up sprinklers with or without nozzles
- Corrosion resistant

42064 Wrench



42064 Impact sprinkler wrench

- Repair and replace without digging sprinklers out of the ground
- Removes damaged impact sprinklers assemblies
- Allows assemblies from new sprinklers to be placed in existing cases
- Compatible with Rain Bird LG, AG and MG family of pop-up sprinklers
- Sprinkler maintenance is quick and easy



Wrench Instructions

Remove sprinkler assemblies and leave the case in the ground



Take assemblies from new sprinklers...



... and place in existing cases





Accessories



P2A Pressure gauge

- Use to measure pressure during or before installation

WPCONN10 Waterproof Wire Connectors

- Easy to use
- No mess
- UV resistant

16A-FDV-C1 1/2" Filtered Drain Valve

- Eliminates cracked heads caused by water freezing inside unit

Swing Pipe Assembly

- Connects sprinkler heads to lateral pipes
- Saves time and improves the quality of your installation

SA5

- 6" x 1/2" x 1/2"

SA65

- 6" x 1/2" x 3/4"

SA75

- 6" x 3/4" x 3/4"

1/2" Threaded RISERS

- Connects sprinklers above ground level to water high shrubs or plants

RISER2

- 2" threaded riser

RISER3

- 3" threaded riser

RISER12

- 12" threaded riser

Swing Pipe

- Flexible tubing for easy installation of sprinklers

EZP2

- Swing Pipe, 2' Coil

EZP50

- Swing Pipe, 50' Coil

EZP100

- Swing Pipe, 100' Coil



RISERCLO5 1" x 1/2" closed thread riser

- Use to connect sprinklers to irrigation fittings

RISERCO6 6" x 1/2" Cut-off riser

- Use to connect sprinklers to water supply pipes
- Cut riser to the desired height

Swing Pipe Adapters

- Use with Swing pipe to create adjustable fittings

EZT1/2 TEE

- Swing Tee 1/2"x1/2" x1/2"

EZA075

- Swing Adaptor 1/2" Barb x 3/4" MNPT

EZA050

- Swing Adaptor 1/2" Barb x 1/2" MNPT

EZE075

- Swing 3/4" MNPT Elbow - 10 Pack

EZE10

- Swing 1/2" MNPT Elbow - 10 Pack

EZF050

- Swing Elbow 1/2" Barb x 1/2" FNPT

EZCPLG

- Swing Coupling 1/2" Barb to 1/2" Barb

EZE075B

- Swing Elbow 1/2" Barb x 3/4" MNPT

EZE10B

- Swing Elbow 1/2" Barb x 1/2" MNPT

VB Series Valve Boxes

- Work faster and easier with a Rain Bird Valve Box

VBRND7

- 7" Round w/green lid

VBRND10

- 10" Round w/green lid

VBREC12

- 12" Rectangle w/green lid





Replacement & Repair



DRK-CP/CPF Diaphragm Replacement Kit

- Diaphragm replacement kit for Rain Bird CP and DAS series Valves

DRK-JTV Diaphragm Replacement Kit

- Diaphragm replacement kit for Rain Bird Jar Top Valves

SRK Solenoid Replacement Kit

- Replaces solenoid for 3/4-inch and 1-inch Rain Bird residential valves

UT-1 Replacement Transformer

- Replaces most transformers for timers up to 9 stations

BSRK Valve Bleed Screw Replacement Kit

- Replaces bleed screw on Rain Bird valves

Drip Irrigation





Landscape Dripline System

Precise watering for healthy, beautiful landscaping
Unlike soaker hoses, the Rain Bird® Landscape Dripline System is clog resistant and waters evenly from beginning to end over much longer distances – up to 300 feet! It connects easily to any outside faucet, garden hose or an existing underground sprinkler head or 1/2" riser.

The faster, smarter way to Drip Irrigate!
This versatile system is simple to cut, connect and place without digging. It conforms to your landscaping and can be staked and covered with mulch. For plants that need extra water, you can insert Spot Watering Emitters, tapping off of the main 1/2" Tubing lines to reach trees, potted plants or other targeted areas.

Drip Systems Components



Filters and Adapters

- Use these devices to maximize your systems performance.



Emission Devices

- Add supplemental watering to individual plants.



Tubing

- Place in planting areas to water plants uniformly with pre-installed, pressure compensating emitters.
- Run water to Emitter Tubing or use with Spot Watering Emitters.



Fittings & Tools

- Use these accessories to apply water, cut, connect and secure tubing and emitters to individual plants.
- Facilitates and assures a fast and convenient installation.



Drip Kits

- Ideal for first time drip users.
- Avoids confusion of multi-product-selection by providing all the necessary parts in one simple to use kit or as an addition to your drip system.

Landscape Areas

Solution:



1/2" Emitter Tubing
Use in large areas



1/4" Emitter Tubing
Extend watering to narrow planting areas



Spot Watering Emitters
Apply to trees and large shrubs

Vegetable Gardens

Solution:



1/2" Emitter Tubing
Place in rows



Spot Watering Emitters
Add near larger plants

Patio Plants

Solution:



Spot Watering Emitters
Place in each planter



1/4" Emitter Tubing
Use in larger planters



MANIFOLD
Connects up to 6 micro-watering devices with 1/4" tubing

Closely Spaced Plants

Solution:



MANIFOLD
Place one unit to run 1/4" tubing to 6 individual plants



MANIFOLD
Connects up to 6 micro-watering devices with 1/4" tubing



Spot Watering Emitters
Place in each planter

Widely Spaced Plants

Solution:



Micro Bubblers
Add near small to medium flowers and shrubs



Micro Sprays
Use in large areas with closely spaced plants



Spot Watering Emitters
Place in each planter

Water Solutions at a Glance



Tubing



T22 1/4" tubing

- The 1/4" Tubing is used with Spot Watering Emitters and can be used to run water to Emitter Tubing

- | | | |
|---------------------------------------|---|---|
| T22-50
• 1/4" tubing 50 ft. | T22-100
• 1/4" tubing 100 ft. | T22-250
• 1/4" tubing 250 ft. |
|---------------------------------------|---|---|

ET25512-50 1/4" emitter tubing 50 ft.

- Flexible 1/4" Emitter Tubing is ideal for extending watering to narrow planting areas and container plants
- Each emitter is spaced 12" apart and emits 1 GPH (gallons per hour) of water

T63-BULK 1/2" tubing

- Use to run water to 1/2" Emitter Tubing or tap off with 1/4" fittings or Spot Watering Emitter
- Significantly more flexible for easy install

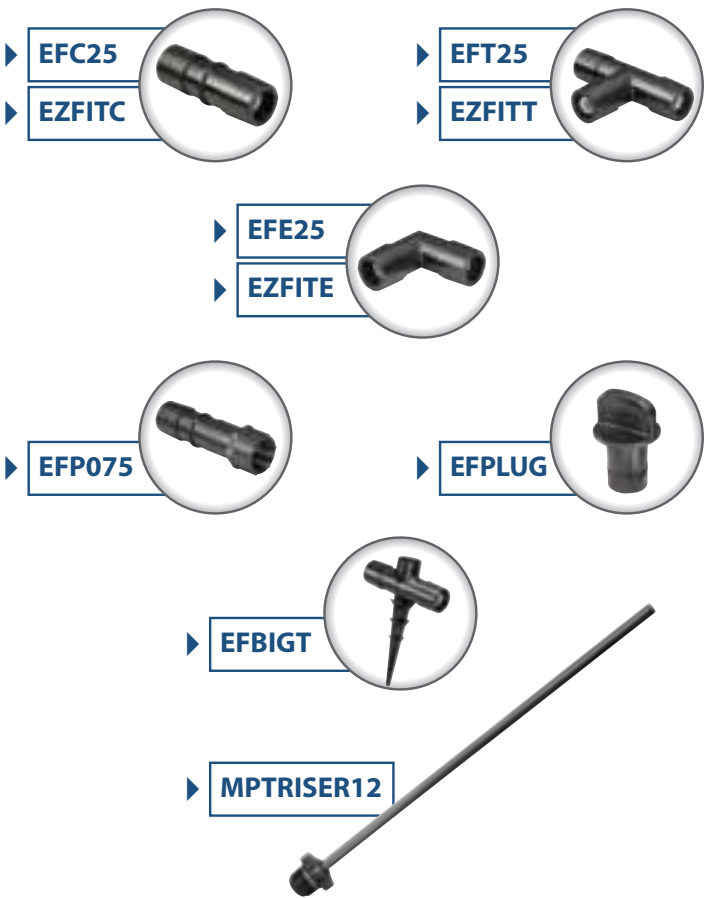
- | | | |
|--|---|---|
| T63-050
• 1/2" tubing 50 ft. | T63-100
• 1/2" tubing 100 ft. | T63-500
• 1/2" tubing 500 ft. |
|--|---|---|

ET63918 1/2" emitter tubing

- Emitter Tubing waters plants uniformly with pre-installed, pressure compensating emitters spaced every 18"
- The emitters are designed for clog-resistant flow at 0.9 GPH (gallons per hour) to ensure even, reliable watering
- Significantly more flexible for easy install

- | | |
|---|---|
| ET63918-50
• 1/2" emitter tubing 50 ft. | ET63918-100
• 1/2" emitter tubing 100 ft. |
|---|---|

1/2" Fittings



EFC25 and EZFITC 1/2" easy fit coupling

- Easy push-together straight assembly

EFT25 and EZFITT 1/2" easy fit tee

- Easy push-together "T" assembly

EFE25 and EZFITE 1/2" easy fit elbow

- Easy push-together "L" assembly

EFP075F easy fit 3/4" to 1/2" adapter

- Easy fit 3/4" FPT to 1/2" drip adapter

EFPLUG 1/2" easy plugs

- Easy to use & remove end plug designed for system expansion or flush points

EFBIGT 1/2" easy fit tee spike

- Easy fit "Biggie Tee" 1/2" FPT spike

MPTRISER12 1/2" to 12"-1/4 Riser

- 1/2" MPT to 12"-1/4 PolyFlex Riser





1/2" Fittings



EC50-2PK 1/2" end closure

- Use with 1/2" Tubing to allow easy flushing and draining of the system

GS50-10PK galvanized stakes

- Secures 1/2" Tubing to the ground

BC50-4PK 1/2" barbed couplings

- Connect 2 pieces of 1/2" Tubing

BT50-4PK 1/2" barbed tees

- Connect 3 pieces of 1/2" Tubing in a "T" shape

BE50-4PK 1/2" barbed elbows

- Connect 2 pieces of 1/2" Tubing in an "L" shape

1/4" Fittings



BC25-10PK/30PK 1/4" barbed couplings

- Connect 2 pieces of 1/4" Tubing or tap into the side of 1/2" Tubing

BT25-10PK/30PK 1/4" barbed tees

- Connect 3 pieces of 1/4" Tubing in a "T" shape or tap into the side of 1/2" Tubing

TP25-10PK/30PK 1/4" tubing plugs

- Use as an end closure for 1/4" Tubing or as a side plug for 1/2" Tubing

TS25-10PK 1/4" tubing stakes w/ bug guard

- Stake 1/4" Tubing at desired locations or secure Spot Watering Emitters

MCLIP-10PK mounting clip

- Fastens 1/4" Tubing to deck or siding

RISER-1PK riser & stake

- Use with micro-watering devices





Emission Devices



SW Series **spot watering emitters**

- Add supplemental watering to individual plants

SW05-10PK • 0.5 GPH emitter **SW10-10PK/30PK** • 1.0 GPH emitter **SW20-10PK/30PK** • 2.0 GPH emitter **SW50-05PK** • 5.0 GPH emitter

MB Series **micro-bubblers**

- Connect to 1/2" Tubing with barbed coupling (included) and 1/4" Tubing

MBF-4PK • Full circle micro-bubbler **MBH-4PK** • Half circle micro-bubbler

MUFSPK-4PK **micro bubblers**

- Full circle micro-umbrella spike

MBUBH-2PK **micro bubblers**

- 180° threaded micro bubbler

MBUBF-2PK **micro bubblers**

- 360° threaded micro bubbler

MUMBF-2PK **micro bubblers**

- 360° threaded umbrella micro bubbler



MSF-2PK **micro-spray, full circle, 0 to 31.0 GPH**

- 0-13.4 ft. radius @ 30 psi
- Ideal for mass plantings, ground cover, annual flower beds and containers


MSH-2PK **micro-spray, half circle, 0 to 31.0 GPH**

- 0-10.6 ft. radius @ 30 psi
- Ideal for mass plantings, ground cover, annual flower beds and containers

MISTF-2PK **mister**

- 360° adjustable threaded mister

Manifolds



MANIFRE-1PK **manifold, 6 port free flow**

- 1/2" FPT inlet threads onto 1/2" riser
- 6 port unregulated 1/2" FPT Riser to 1/4" Drip manifold

MANIF1-1PK **manifold, 1.0 GPH**

- Connects up to 6 micro-watering devices to a sprinkler riser

MANIF2-1PK **manifold, 2.0 GPH**

- Connects up to 6 micro-watering devices to a sprinkler riser





Filters & Adapters



- PRF07530LB**
 - 3/4" MPT 30 PSI pressure regulating filter
- PRF10040LB**
 - 1" MPT 40 PSI pressure regulating filter
- 1800CAPOFF**
 - For use with Convert kits, or otherwise sealing off 1800 Series Sprayheads on a spray zone
- EF075FHT**
 - 3/4" FHT to 1/2" drip easy fit hose adapter
- HT075BKFLO**
 - 3/4" FHT backflow preventer & 150 mesh filter
- HT07525PSI**
 - 3/4" FHT 25 PSI regulator

Tools



- ET-1PK** emitter tool
 - Provides fast, easy, one-step installation of drip emitters, goof plugs and 1/4" barbed insert fittings directly into 1/2" or 3/4" drip tubing
- TC-1PK** tubing cutter
 - Stainless steel blade cuts drip tubing cleanly and conveniently





Drip Kits Control Zone

Rain Bird Drip Irrigation Control Zone Kits combine an in-line or anti-siphon irrigation valve with a pressure-regulating filter to provide reliable control of your drip irrigation zone. Designed specifically for low volume systems, these kits filter out debris that can clog your system while providing even, consistent water pressure to ensure optimum water-saving performance.



▶ **CPZ075PRFI**



▶ **CPZ075PRFA**



CPZ075PRFI

- Includes pressure regulating filter
- Designed for low-flow drip systems (less than 3 GPM)
- Provides reliable control of on/off, filtration and pressure regulation
- Preamsembled to speed installation

CPZ075PRFI

- 3/4" Anti-Siphon Control Zone Kit

CPZ075PRFA

- 3/4" In-Line Control Zone Kit

Drip Convert Kit

Easily convert to a drip unit and avoid water waste, saving time and money. With more water restrictions and regulations, Drip Convert Kits offer the consumer an easy to use solution that is unique and convenient.



▶ **CNV182EMT**



Drip Emitter Conversion Kit

- Convert a Pop-Up spray to six spot watering emitters
- 40% water savings
- Ideal for larger planting beds or gardens



▶ **CNV182BUB**



Drip Bubbler Conversion Kit

- Convert a Pop-Up spray to six 1-GPH micro bubblers
- 40% water savings
- Ideal for shrubs and closely spaced plants



▶ **CNV2XBIRD**



1/2" MPT to 8-Port Drip Manifold

- Convert a 1/2" riser to individually regulated spot watering stakes
- 40% water savings
- Ideal for any small planting bed





57-Piece System Starter or Expansion Kit includes:

- 5 1/4" Barbed Couplings
- 10 Spot Watering Emitters 1 GPH
- 10 Spot Watering Emitters 2 GPH
- 1 Micro Bubbler - Full Pattern
- 2 Micro Bubblers - Half Pattern
- 7 1/4" Barbed Tees
- 1 Install Tool
- 50' 1/4" Tubing
- 10 1/4" Tubing Stakes
- 10 1/4" Tubing Plugs (Goof Plugs)



Complete 42 Piece Kit Includes:

- 1 Pressure Regulator with 1/4" Tubing Adaptor
- 25' 1/4" Tubing
- 10 1/4" Stakes with Bug Caps
- 2 1/4" Barbed Couplings
- 10 Tubing Mounting Clips
- 5 Spot Watering Emitters 2 GPH
- 8 1/4" Barbed Tees
- 5 Spot Watering Emitters 1 GPH



Drip Kits



LND SW-KIT



LND SW-KIT

landscape drip watering kit

- Easily connects to existing 1/2" drip irrigation tubing
- Adds spot watering for 23 or more widely spaced plants
- Applies water directly to the root zone, reduces evaporation



PATIO-KIT



Direct watering
for up to 10 planters

PATIO-KIT

patio plant watering kit

- Produces longer lasting blooms, greener leaves
- Eliminates watering by hand
- Attaches easily to your outdoor faucet



GRD NR-KIT



GRD NR-KIT

gardener's drip kit

- The most complete landscape drip line kit
- Includes Faucet Connection Kit, 1/2" Emitter Tubing, 1/2" Tubing, 1/4" Tubing, Fittings and Emitter Tool
- For applications up to 75 sq ft
- 60% savings



FC-KIT



RC-KIT

FC-KIT

faucet connection kit

- Connect a tubing system to any outdoor faucet
- Simplest connection method
- Multi-function kit ensures proper operation of your drip irrigation system
- Connect a tubing system to any outdoor faucet
- Includes backflow preventer, 25 psi regulator and 150 mesh filter

RC-KIT

riser connection kit

- Connect a Rain Bird® 1800 series spray head or a riser to a tubing zone
- Replace an underground irrigation spray head or mount on any riser
- Sized for easy conversion of a Rain Bird® 1800 pop-up spray head
- Also connects to other standard 1/2" irrigation fittings
- All-in-one unit includes filter, 30 psi regulator and swivel tee



Each Gardener's Drip Kit Includes:

- 1 Faucet connection kit
- 50 1/2" Emitter tubing
- 50' 1/2" Tubing
- 25' 1/4" Tubing
- 2 1/2" Barbed tees
- 2 1/2" Barbed elbows
- 1 1/2" End closure
- 10 Galvanized stakes
- 2 1/4" Tees
- 2 1/4" Couplings
- 5 1/4" Tubing stakes
- 10 1/4" Goof plugs
- 5 1.0 GPH emitters
- 1 Install tool



Drip Selection Guide

1/2" Fittings			
Model and Description	Installation	Suggested Qty:	
	Use with 1/2" tubing to allow flushing and draining of the system	1 per zone	
	Secures 1/4" or 1/2" tubing to the ground	10 per 50 ft of 1/2" tubing	
	Connect 2 pieces of 1/2" tubing	2-4 per 50 ft of 1/2" tubing (avg.)	
	Connect 3 pieces of 1/2" tubing in a "T" shape	4-6 per 50 ft of 1/2" tubing (avg.)	
	Connect 2 pieces of 1/2" tubing in an "L" shape	4 per planting area	

1/2" Fittings			
Model and Description	Installation	Suggested Qty:	
	Connect 2 pieces of 1/2" tubing	4 per planting area	
	Connect 3 pieces of 1/2" tubing in a "T" shape	2-4 per 50 ft of 1/2" tubing (avg.)	
	Connect 2 pieces of 1/2" tubing in an "L" shape	4-6 per 50 ft of 1/2" tubing (avg.)	
	Easy fit 3/4" FPT to 1/2" drip adapter	1 per valve	
	Temporarily cap off line for later expansion	2-4 per 50 ft of 1/2" tubing (avg.)	
	Easy fit "Biggie Tee" 1/2" FPT spike	1 per emission device	
	1/2" MPT to 1/2"-1/4" PolyFlex riser	Use as many as needed	

Manifolds			
Model and Description	Installation	Suggested Qty:	
	Connect up to 6 micro-watering devices to a sprinkler riser	1 per each group of 6 plants	

1/4" Fittings			
Model and Description	Installation	Suggested Qty:	
	Connect 2 pieces of 1/4" tubing Emitter Tubing	2-4 per 50 ft of 1/4" tubing (avg.)	
	Connect 3 pieces of 1/4" tubing in a "T" shape or tap into the side of 1/2" tubing	2-4 per 50 ft of 1/4" tubing (avg.)	
	Use as an end closure for 1/4" tubing or as a side plug for 1/2" tubing	2-4 per 50 ft of 1/4" tubing (avg.)	
	Stake 1/4" tubing or secure Spot Watering Emitters	10 per 50 ft of 1/4" tubing	
	Fastens 1/4" tubing to deck or siding	10 per 50 ft of 1/4" tubing	
	Use with micro-watering devices	1 per each group of plants	

Emission Devices			
Model and Description	Installation	Suggested Qty:	
	Add supplemental watering to individual plants	1 per small plant, 2-3 per large plant	
	Ideal for closely spaced plants, shrubs or trees where individual spot watering would be impractical	1 per each small group of plants	
	Ideal for closely spaced plants, shrubs or trees where individual spot watering would be impractical	1 per each small group of plants	
	Ideal for mass plantings, ground cover, annual flower beds and containers	1 per group of plants	

Tools			
Model and Description	Installation	Suggested Qty:	
	Simplifies adding or removing Spot Water Emitters, 1/4" fittings and plugs	1	
	Stainless steel blade cuts drip tubing cleanly and conveniently	1	

Tubing			
Model and Description	Installation	Suggested Qty:	
	Use with Spot Watering Emitters or to run water to Emitter Tubing	50 ft. coil 100 ft. coil 500 ft. coil	
	Place in planting areas	50 ft. coil	
	Run water to 1/2" Emitter Tubing	50 ft. coil 100 ft. coil 500 ft. coil	
	Place in planting areas	50 ft. coil 100 ft. coil	

Filters, Adapters			
Model and Description	Installation	Suggested Qty:	
	Connect with valves to filter water and regulate pressure as needed	1 per valve	
	For use with Convert kits, or otherwise sealing off heads on a spray zone	1 per spray head	
	Use as a connection from your water source to 1/2" drip tubing	1 per zone	
	Prevents water from returning to the main water source line	1 per valve	
	Connect with valves to regulate pressure as needed	1 per water source	

Cut & Connect!



Determine your water source



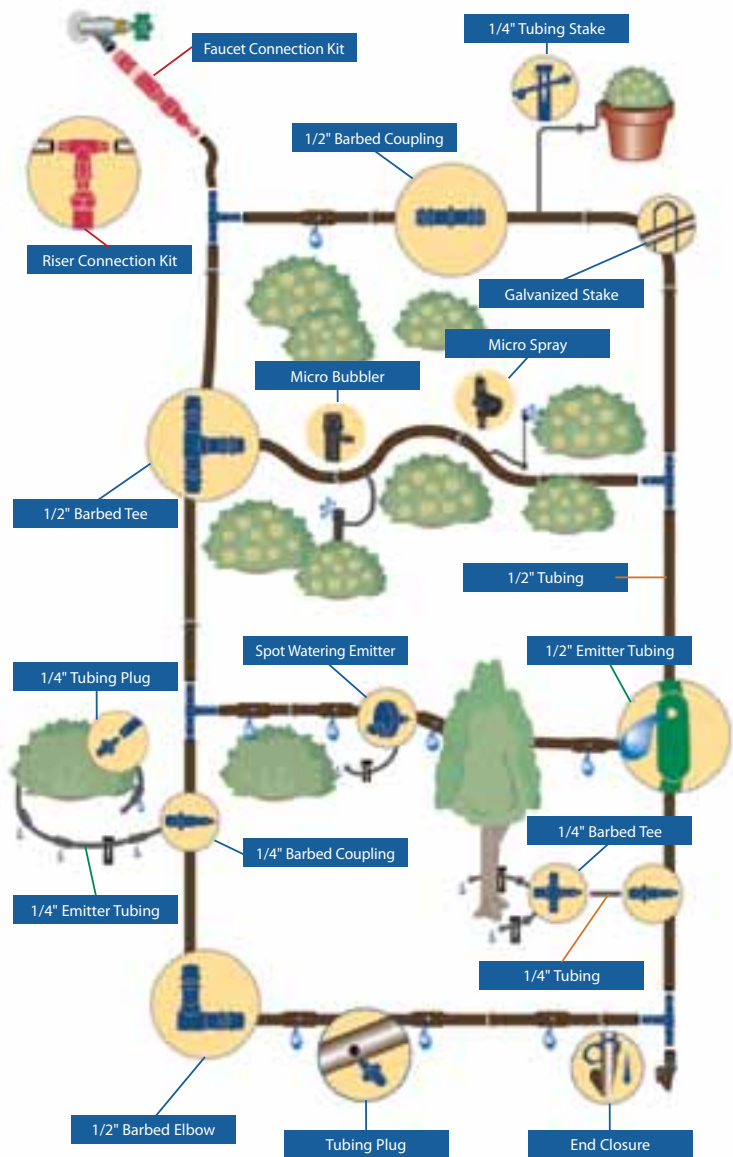
Run tubing to your plants



Place the emitter tubing



Connect with fittings



TIP: Place spot watering emitter 2/3 of the way between the tree trunk and outside of canopy (Equally space spot watering emitters if your tree requires more than one.)

Merchandising

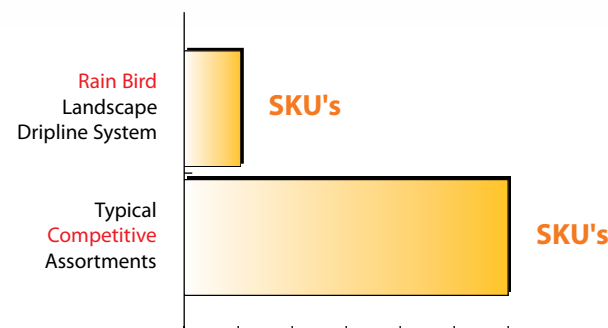

Drip Irrigation

Merchandised to inspire confidence

High impact packaging and shelf talkers employ color coding and bold icons to identify how each piece works and fits together. A point-of-sale flip book shows sample diagrams which are easily followed for home installation. And whether your customers go with a custom layout or choose the pre-selected "Gardener's Drip Kit" for smaller areas, they can easily expand their systems later to generate repeat sales opportunities for you.

Landscape Dripline System Merchandising

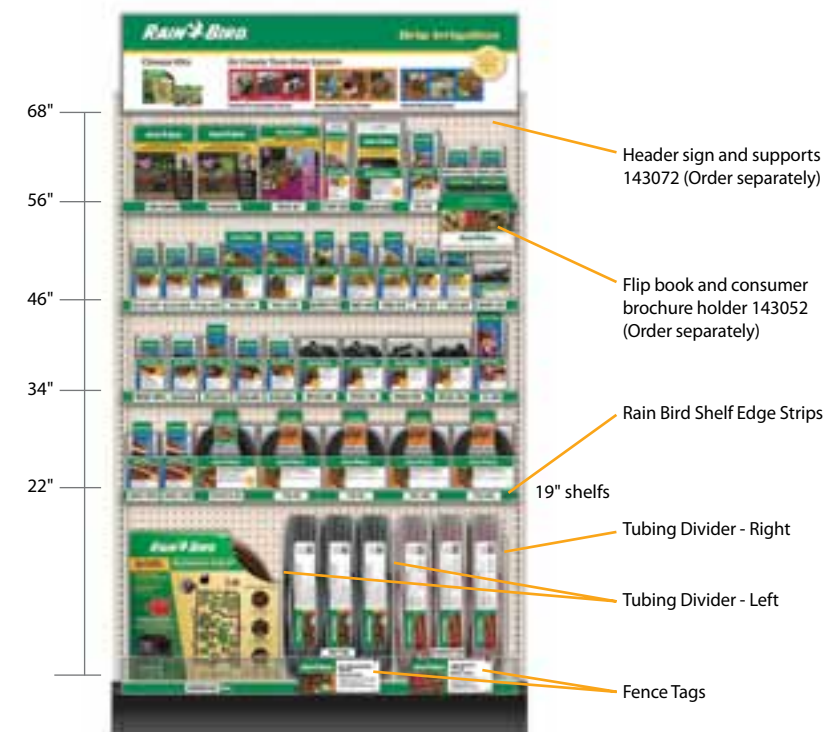
Capture a whole new market with this attention-getting new program. Designed for self-service selection, the water-saving advantages of drip irrigation are now much easier to stock and sell.



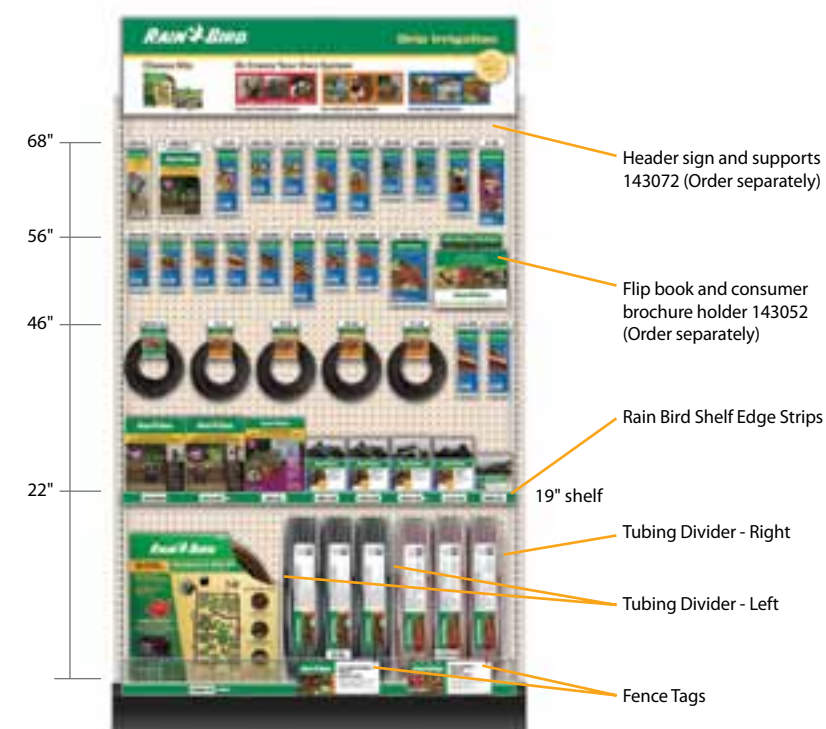
Now it doesn't take 100+ SKU's to meet your customers drip irrigation needs.

Drip irrigation should be simple. Now it truly is with the Rain Bird Landscape Dripline Systems.

4-Ft. Cut Case Merchandiser



4-Ft. Merchandiser with Peg-Hooked Products



8' Irrigation System Merchandiser

Top Shelf

FKKIT-1PK | RCKIT-1PK | EF075FHT | HT075BKFL0
HT07525PSI | BT25-10PK | BT25-30PK | BC25-10PK | BC25-30PK
TP25-10PK | TP25-30PK | BC50-4PK | BT50-4PK | BE50-4PK
EC50-2PK | EFC25-1PK | EFE25-1PK | EFT25-1PK | EFPLUG-1PK
EFBIGT-1PK | MPTRISER

Second Shelf

MBF-4PK | MBH-4PK | MUF5PK-4PK | RISER-1PK | RISER-1PK
MSF-2PK | MSH-2PK | MISTF-2PK | MBUBH-2PK
MBUBF-2PK | MUMBF-2PK | MANIF1-1PK | MANIF2-1PK
MANIFRE-1PK | ET-1PK | SW05-10PK | SW10-10PK | SW10-30PK
SW20-10PK | SW20-30PK | SW50-05PK | TS25-10PK | TC-1PK

Third Shelf

PATIO-KIT | LND5W-KIT | CNVXBIRD | CNV182EMT
CNV182EMT | CNV182BUB | 1800CAPOFF | T22-50 | T22-100
ET25512-50 | T22-250 | MCLIP-10PK | GS50-10PK | GS50-10PK

Base Deck

GRDNER-KIT | T63-100 | T63-050 | ET63918-100

4' Cut Case Merchandiser

Top Shelf

CNV182BUB | CNV182EMT | PATIO-KIT | FCKIT-1PK
RCKIT-1PK | ET-1PK | SW10-10PK | SW20-10PK

Second Shelf

BT25-10PK | BC25-10PK | TP25-10PK | TS25-10PK
TS25-10PK | MANIF2-1PK | MBF-4PK | MBH-4PK
MSF-2PK | MSH-2PK | RISER-1PK

Third Shelf

MCLIP-10PK | BC50-4PK | BT50-4PK | BE50-4PK | EC50-2PK
EFT25-1PK | EFT25-1PK | EFE25-1PK | EFC25-1PK | TC-1PK

Fourth Shelf

GS50-10PK | GS50-10PK | ET25512-50 | T22-50 | T22-50
T22-100 | T22-100

Base Deck

GRDNER-KIT | T63-100 | ET63918-100

4' System Merchandiser with Peg-Hooked Products

First Row of Hooks

FKKIT-1PK | RCKIT-1PK | ET-1PK | SW10-10PK
SW20-10PK | MF-4PK | MBH-4PK | MSF-2PK | MSH-2PK
MANIF2-1PK | TC-1PK

Second Row of Hooks

BT25-10PK | BC25-10PK | TP25-10PK | MCLIP-10PK
BC50-4PK | BT50-4PK | BE50-4PK | EC50-2PK | TS25-10PK

Second Row of Hooks

ET25512-50 | T22-50 | T22-50 | T22-100 | GS50-10PK
GS50-10PK

First Shelf

CNV182BUB | CNV182EMT | PATIO-KIT | EFT25-1PK
EFT25-1PK | EFE25-1PK | EFC25-1PK | RISER-1PK

Base Deck

GRDNER-KIT | T63-100 | ET63918-100

Merchandising

& POP Branding

Merchandising Racks



The leading brand installed as original equipment by landscaping professionals, Rain Bird® irrigation systems are everyone's choice for product quality as well as merchandising effectiveness. Is it time to upgrade to a new Rain Bird program for your store? Check these important advances that will help you maximize your profits from sales of repair/replacement products as well as new system installations.

- Lower initial investment, improved GMROI
 - with spray heads merchandised in durable, gravity-feed racks instead of cut cartons
- Clear presentation of trade-up choices
 - colorful selection guides help shoppers choose higher margin, higher quality purchases
- Easier inventory control and stocking
 - using wire display racks with flip-down channels
- Choice of 2ft, 4-ft or 8-ft planograms
 - neatly organized with top selling Rain Bird® products and informative signage



Spray Heads can be merchandised to suit your sales rates for each spray pattern and product series. All are faced out uniformly on new gravity feed wire shelving with flip-down channels for easy inventory management and stocking.

2ft wide space saver, recommended for new irrigation markets or low volume sales. Includes basic irrigation items: pop-up sprinklers, gear driven rotors, replacement nozzles, sprinkler tool, impact sprinklers, timer, inline and anti-siphon valves.

2-ft wide assortment / How to order

Part Number	Description
D3342310	2' Irrigation System Merchandisers
N78897	Display Rack for 22SA Rotors
N78886	Display Rack for 32SA/42SA Rotors (set of 2)
N78896	Display Rack for 1800 Series Sprays
N78889	Display Rack for Sure Pops
143072	Metal Sign Holder

4-ft wide core selection (typical assortment shown). SKU assortment includes all the important items: pop-up sprinklers, gear driven rotors, replacement nozzles, impact sprinklers, timer, inline or anti-siphon valves.

4-ft wide assortment / How to order

Part Number	Description
D3343411	4' Irrigation System Merchandisers
143072, PACKED SEPARATELY	Metal Sign Holders (1 pr.)
N78897	Display Rack for 22SA Rotors
N78886	Display Rack for 32SA Rotors
N78886	Display Rack for 42SA Rotors
N78895	Display Rack for 1800° Spray Heads
N78889	Display Rack for 2 1/2" Sure Pop™ Spray Heads
N78896	Display Rack for 1800 Series Spray Heads

8-ft wide expanded program. SKU assortment offers additional selections in all main system components with greater depth in spray head patterns plus choices in timers, impact sprinklers, tools and more.

8-ft wide assortment / How to order

Part Number	Description
D3343511	8' Irrigation System Merchandisers
143072, PACKED SEPARATELY	Metal Sign Holders (2 pr.)
N78895	Display Rack for 1800° Spray Heads
N78888	Display Rack for 4" Sure Pop™ Spray Heads
N78888	Display Rack for 2 1/2" Sure Pop™ Spray Heads
N78897	Display Rack for 22SA Rotors
N78886A	Display Rack for 32SA Rotors
N78886B	Display Rack for 42SA+ and 52SA Rotors
N78896	Display Rack for 1800 Series Spray Heads

Product

Merchandising

Increase Sales in Key selling periods of top performing Irrigation SKU's

Sales Brochures and Headers

Colorful easy to understand graphics help consumers understand and plan their irrigation systems facilitating product selection and purchase.



New Bilingual Packaging

Colorful packaging provides helpful tools for installation, product features and use.



Promotional Displays

Increase Sales in Key selling periods of top performing irrigation SKU's.

Convenient floor displays help retailers pack more profit potential into a small amount of space with the right promotional presentation.

Capture customers attention in high traffic areas with colorful eye-catching designs. Features and product pictures make this display consumer friendly.

Customized displays are available for different programs, regions and seasonal sales. Contact your sales representative to find out how Rain Bird can support your specific needs.



1800 Display Bin



Timers and Valves Display

Need greener grass and a healthier landscape for your house?

Let us design your irrigation system



An automated irrigation system saves you water and much more !



Save water

The system is more convenient and efficient than manual watering—only the right amount of water is applied, where and when it is needed, which minimizes waste.



Save time

The system operates automatically on a pre-programmed schedule to efficiently water your landscape, even when you're away from home.



Increase your property value

According to the National Association of Realtors, housing resale values increase by up to 15% when landscapes are well maintained and an automated irrigation system is the most efficient way to get those results.

Sprinkler System Design Service

Sprinkler System Design Guide

For planning, purchasing and installing your home automatic sprinkler system.

The Rain Bird® Sprinkler System Design Guide provides installation tips and product specs that help you understand and even design your own irrigation system. Or if you prefer, information sheets are included in the booklet to request a design made by irrigation professionals, just follow these three easy steps.

Step 1



Measure your yard.

Step 2

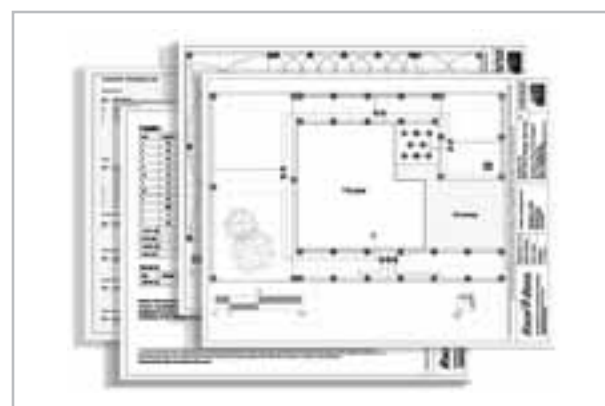


Sketch your yard.

Step 3



Mail or fax your plans.



Receive your design package.

Our Sprinkler System Design Service is available to anyone needing expert design service.

FREE Design
Via e-mail

Rapid Response

designservice@rainbird.com

www.rainbird.com

(800)-426-7782

Here are some practical tips to help you have a lush, green landscape...

... while using less water!

Don't Drown

The greatest waste of water comes from applying too much, too often—much of the water is never absorbed. Instead of watering for one long session, water a few times for shorter periods and take 15-minute breaks in between each session. This will allow water to soak in, while minimizing runoff.

Divide By Zones

Different plants need different amounts of water. Divide your yard and landscape areas into separate irrigation zones so that grass can be watered separately and more frequently than groundcovers, shrubs and trees. Both sprinkler and drip irrigation can be incorporated to achieve more efficient use of water.

Consider Dripping

When it comes to watering individual trees, flowerbeds, potted containers or other non-grassy areas, consider applying water directly to the roots using low volume drip irrigation. This will reduce water waste through evaporation or runoff, and will prevent unwanted weeds from growing.

Be Rain Smart

Adjust your irrigation system as the seasons and weather change—or better yet—install a shut-off device that automatically detects rain or moisture. These

devices are inexpensive and enable you to take advantage of the water without having to pay for it.

Watch The Clock

Water between 5 a.m. and 10 a.m.—when the sun is low, winds are calm and temperatures are cool. Mid-day watering tends to be less efficient because of water loss due to evaporation and windy conditions during the day. Watering in the evening isn't a good idea either because leaves can remain wet overnight—an open invitation for fungus to grow. By watering in the morning, leaves have a chance to dry out during the day.

Water Only Things That Grow

If you have an underground sprinkler system, make sure the sprinkler heads are adjusted properly to avoid watering sidewalks and driveways. A properly adjusted sprinkler head should spray large droplets of water instead of a fine mist to minimize evaporation and wind drift.

Do Routine Inspections

Since lawns and gardens should be watered in the early morning hours, a problem may not be discovered until it is too late. Periodically check your sprinklers to make sure everything is working properly. A clogged head or a broken line can ruin your landscape and water bill.

For additional information about automated irrigation systems and water conservation tips, visit www.rainbird.com

The Intelligent Use of Water.™

LEADERSHIP • EDUCATION • PARTNERSHIP • PRODUCTS

At Rain Bird®, we believe it is our responsibility to develop products and technologies that use water efficiently. Our commitment also extends to education, training and services for our industry and our communities.

The need to conserve water has never been greater. We want to do even more, and with your help, we can. Visit www.rainbird.com for more information about The Intelligent Use of Water™.



Rain Bird Corporation
6991 E. Southpoint Road, Bldg. #1
Tucson, AZ 85756

